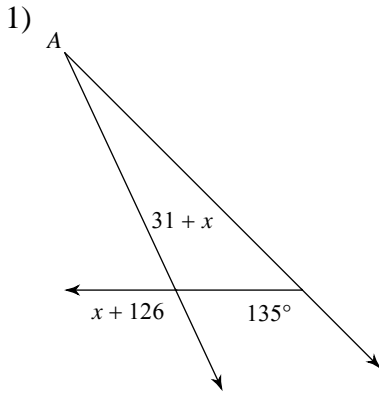


Assignment

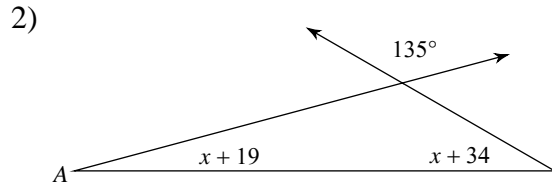
Name _____

Date _____ Period _____

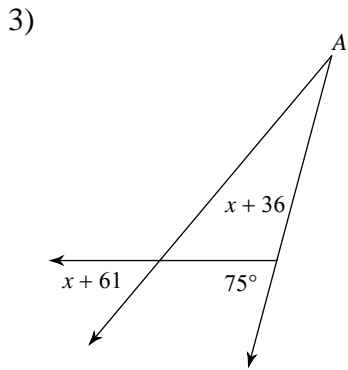
Find the measure of angle A.



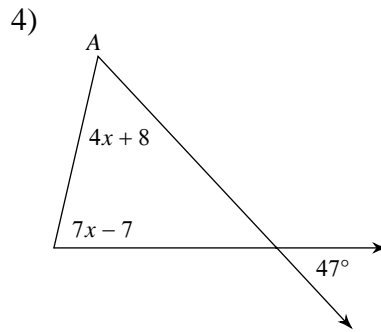
- A) 20°
- B) 100°
- C) 21°
- D) 115°



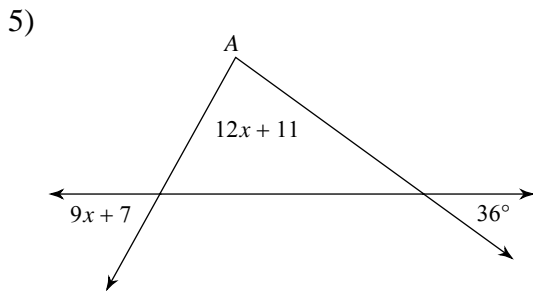
- A) 21°
- B) 23°
- C) 15°
- D) 30°



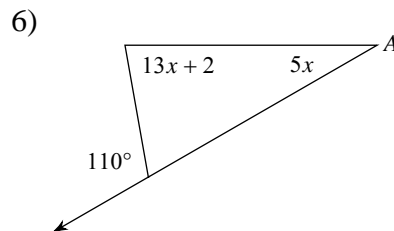
- A) 30°
- B) 25°
- C) 155°
- D) 50°



- A) 77°
- B) 56°
- C) 70°
- D) 49°



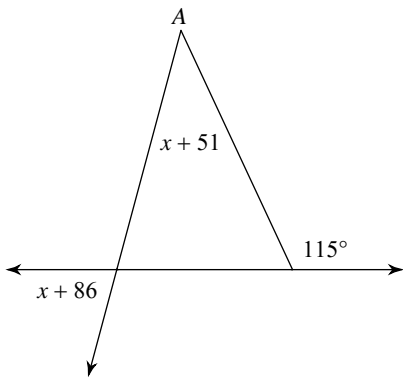
- A) 76°
- B) 83°
- C) 36°
- D) 61°



- A) 24°
- B) 30°
- C) 80°
- D) 33°

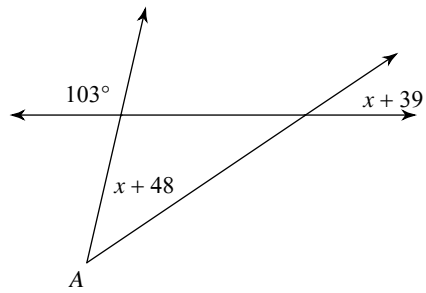


7)



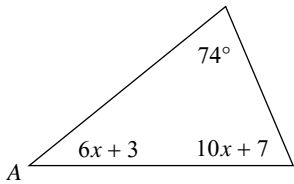
- A) 75° B) 46°
 C) 40° D) 105°

8)



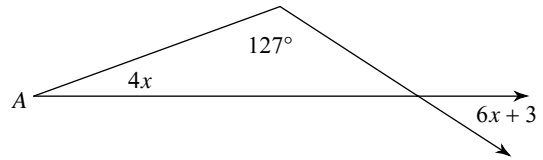
- A) 106° B) 34°
 C) 41° D) 43°

9)



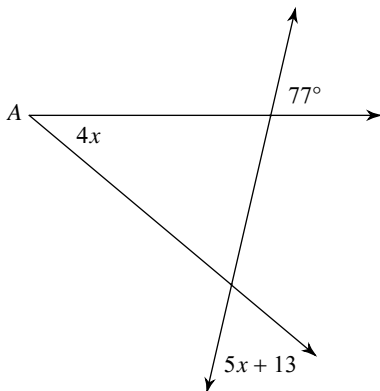
- A) 50° B) 67°
 C) 136° D) 39°

10)



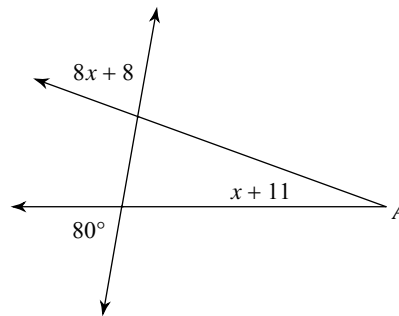
- A) 130° B) 33°
 C) 120° D) 20°

11)



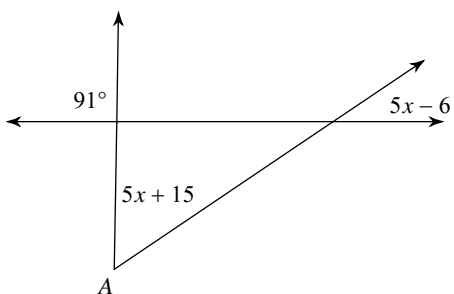
- A) 63° B) 35°
 C) 125° D) 40°

12)



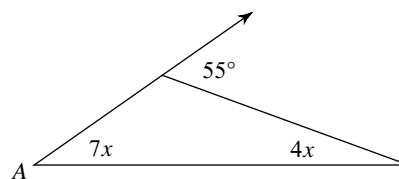
- A) 110° B) 20°
 C) 24° D) 80°

13)



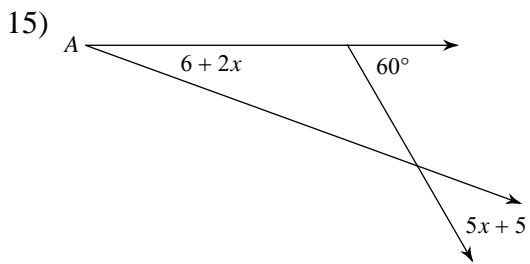
- A) 130° B) 135°
 C) 34° D) 55°

14)

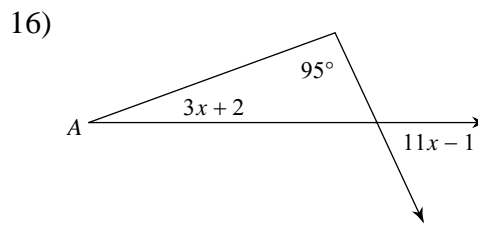


- A) 50° B) 20°
 C) 44° D) 35°

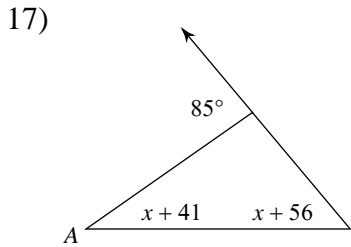




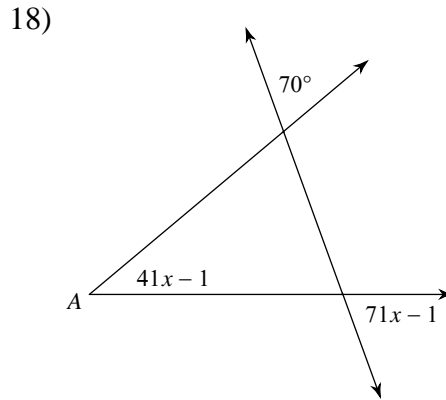
- A) 22° B) 20°
 C) 95° D) 40°



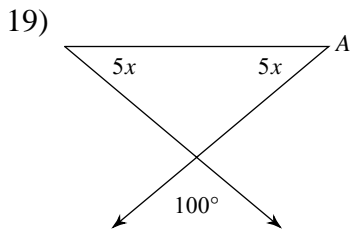
- A) 20° B) 23°
 C) 65° D) 160°



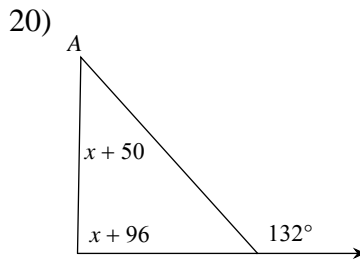
- A) 50° B) 46°
 C) 35° D) 45°



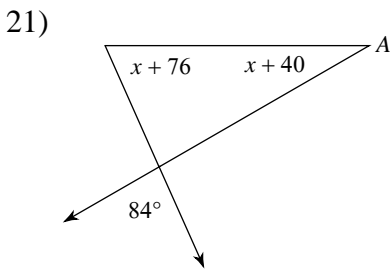
- A) 70° B) 45°
 C) 40° D) 30°



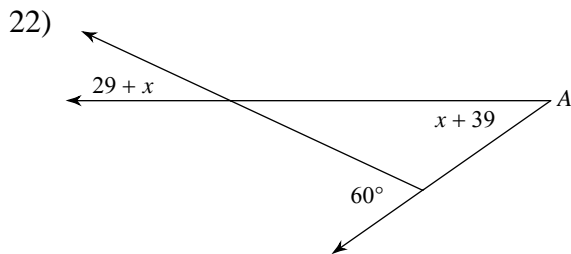
- A) 25° B) 150°
 C) 145° D) 40°



- A) 89° B) 43°
 C) 56° D) 139°



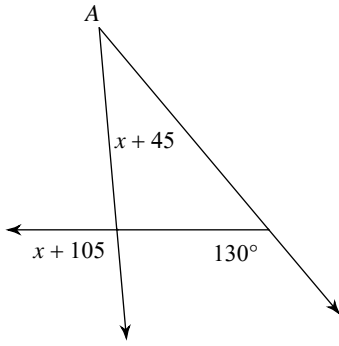
- A) 29° B) 30°
 C) 66° D) 95°



- A) 35° B) 39°
 C) 85° D) 25°

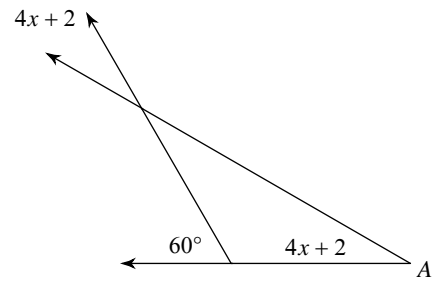


23)



- A) 35°
- B) 40°
- C) 105°
- D) 95°

24)



- A) 30°
- B) 35°
- C) 28°
- D) 65°



Answers to Assignment (ID: 1)

1) A
5) B
9) D
13) D
17) C
21) B

2) C
6) B
10) D
14) D
18) C
22) A

3) B
7) C
11) D
15) B
19) D
23) A

4) B
8) D
12) B
16) A
20) B
24) A

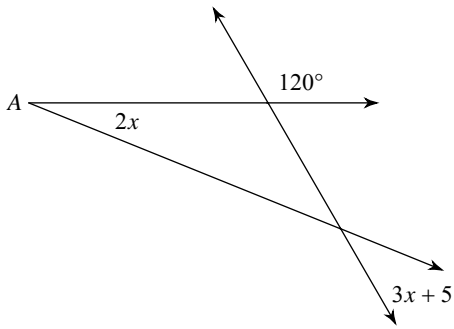


Assignment

Date _____ Period _____

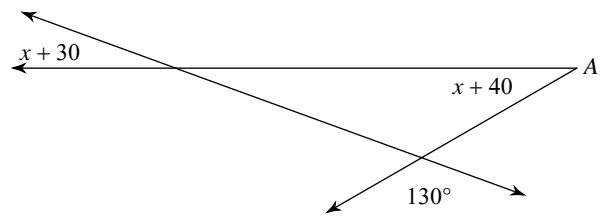
Find the measure of angle A.

1)



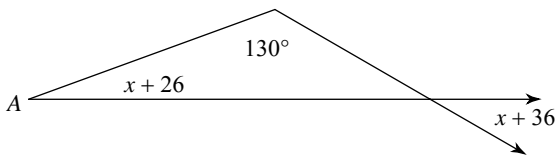
- A) 28° B) 70°
- C) 22° D) 38°

2)



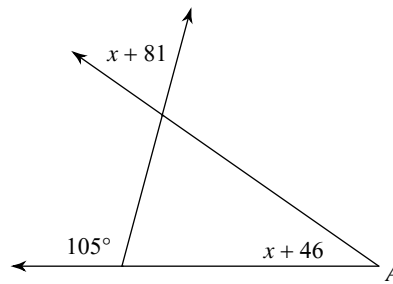
- A) 26° B) 30°
- C) 20° D) 35°

3)



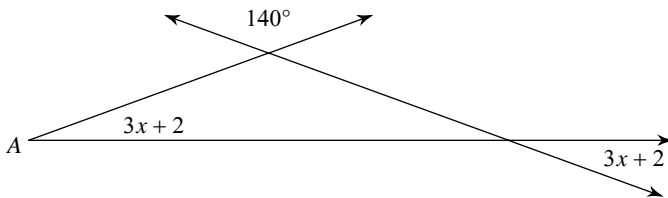
- A) 21° B) 20°
- C) 30° D) 24°

4)



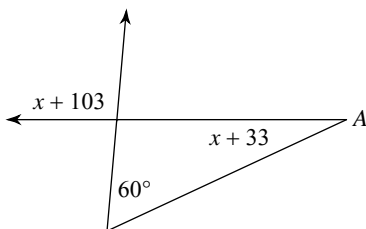
- A) 35° B) 70°
- C) 25° D) 50°

5)



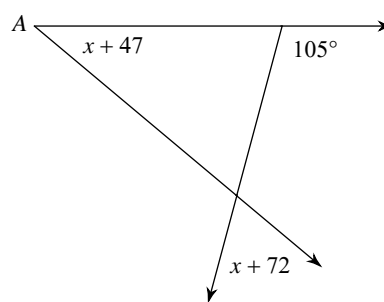
- A) 20° B) 67°
- C) 25° D) 26°

6)



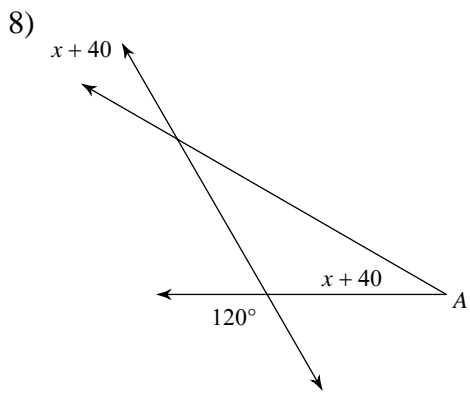
- A) 30° B) 29°
- C) 25° D) 95°

7)

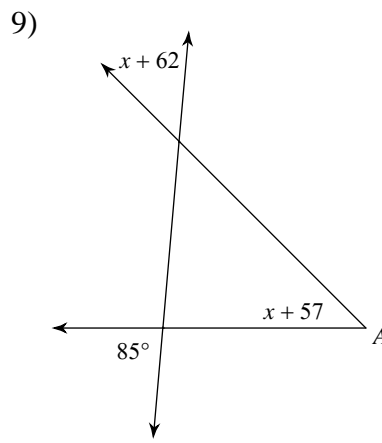


- A) 45° B) 65°
- C) 40° D) 33°

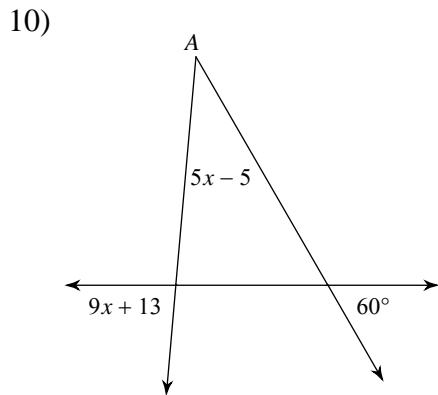




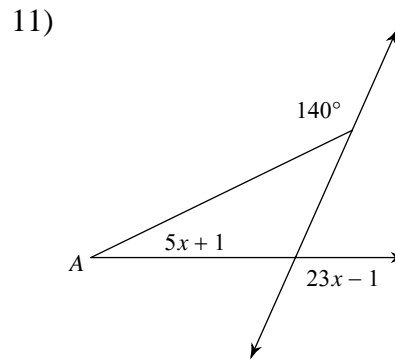
- A) 30° B) 32°
 C) 110° D) 80°



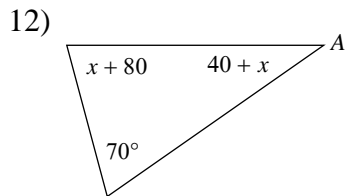
- A) 95° B) 50°
 C) 115° D) 45°



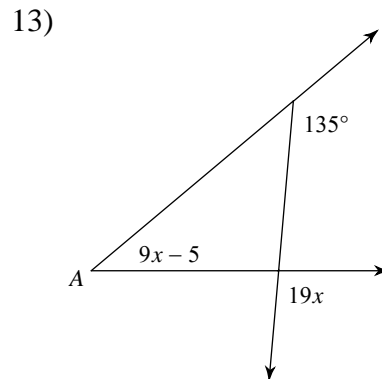
- A) 85° B) 40°
 C) 130° D) 35°



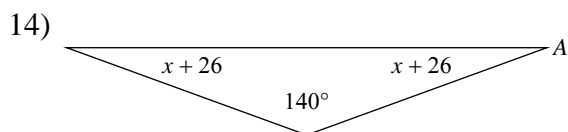
- A) 149° B) 114°
 C) 27° D) 26°



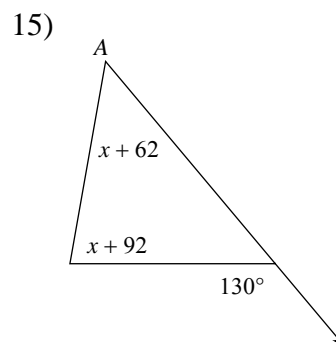
- A) 35° B) 46°
 C) 40° D) 75°



- A) 95° B) 50°
 C) 30° D) 40°



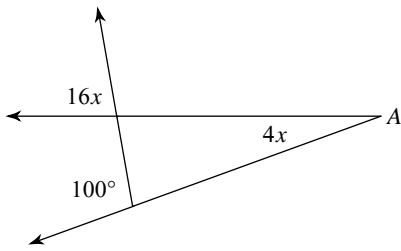
- A) 20° B) 60°
 C) 25° D) 30°



- A) 80° B) 45°
 C) 20° D) 50°

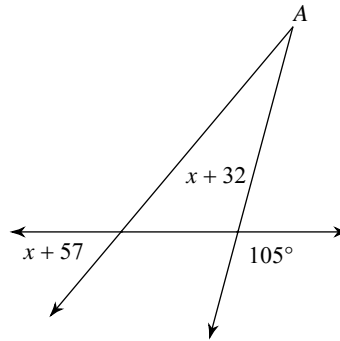


16)



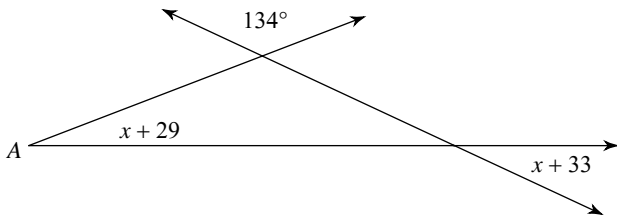
- A) 26° B) 20°
 C) 80° D) 105°

17)



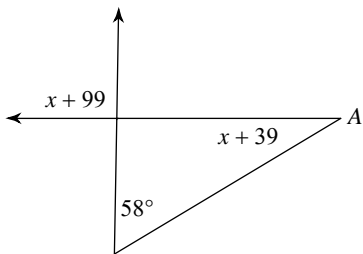
- A) 25° B) 120°
 C) 150° D) 50°

18)



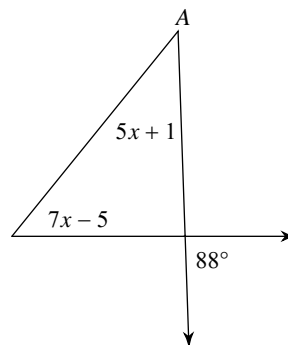
- A) 25° B) 21°
 C) 153° D) 72°

19)



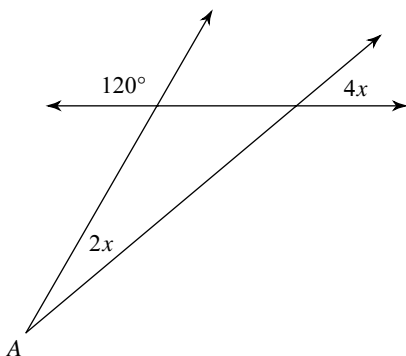
- A) 31° B) 155°
 C) 38° D) 91°

20)



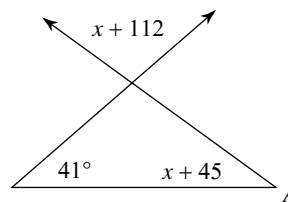
- A) 41° B) 45°
 C) 51° D) 144°

21)



- A) 55° B) 20°
 C) 40° D) 26°

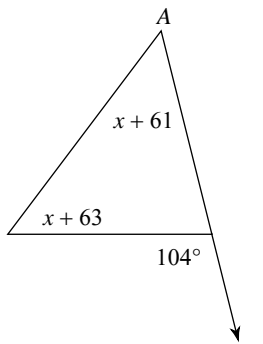
22)



- A) 35° B) 103°
 C) 36° D) 45°

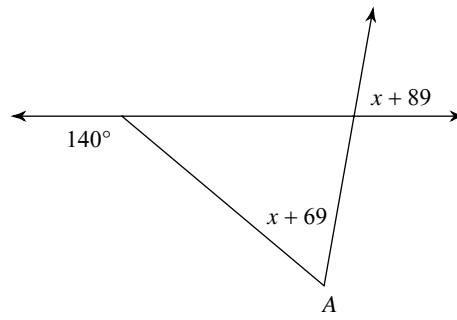


23)



- A) 52°
- B) 53°
- C) 51°
- D) 57°

24)



- A) 80°
- B) 60°
- C) 65°
- D) 130°



Answers to Assignment (ID: 2)

- 1) C
- 5) A
- 9) D
- 13) D
- 17) A
- 21) B

- 2) B
- 6) C
- 10) D
- 14) A
- 18) B
- 22) C

- 3) B
- 7) C
- 11) D
- 15) D
- 19) A
- 23) C

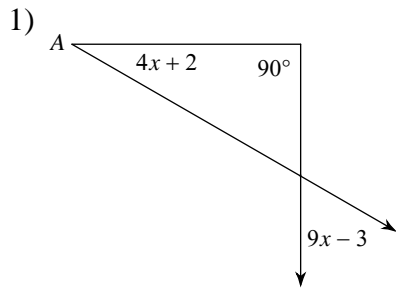
- 4) A
- 8) A
- 12) A
- 16) B
- 20) A
- 24) B



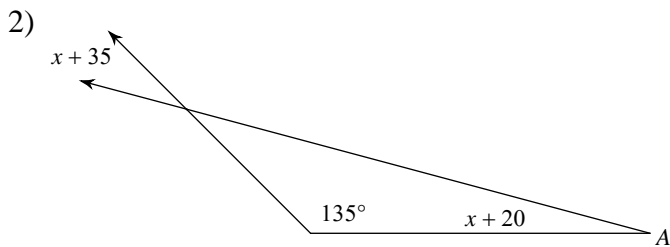
Assignment

Date _____ Period _____

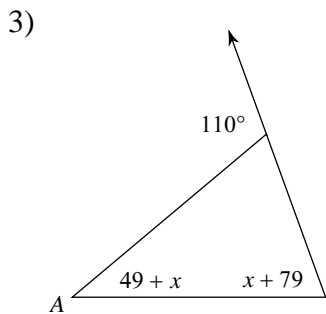
Find the measure of angle A.



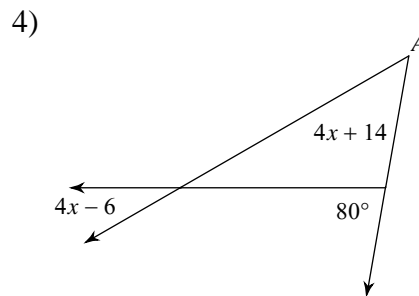
- A) 60°
- B) 37°
- C) 30°
- D) 29°



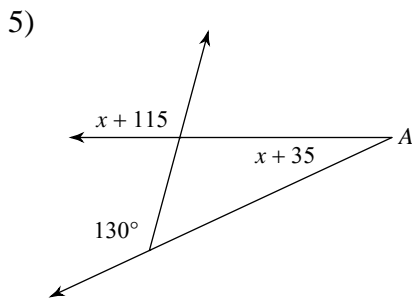
- A) 30°
- B) 23°
- C) 15°
- D) 110°



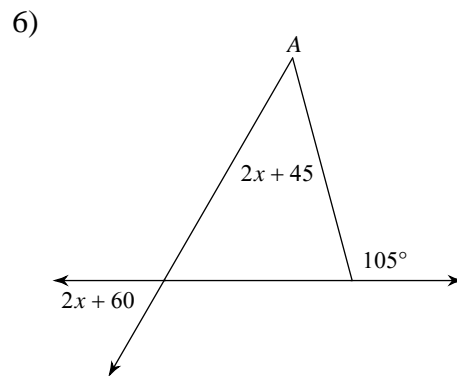
- A) 45°
- B) 70°
- C) 35°
- D) 40°



- A) 145°
- B) 30°
- C) 50°
- D) 40°



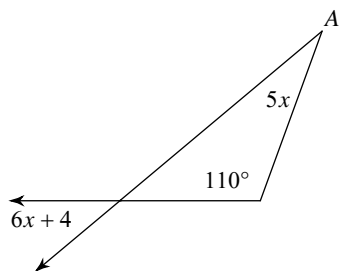
- A) 25°
- B) 23°
- C) 105°
- D) 110°



- A) 103°
- B) 60°
- C) 45°
- D) 115°

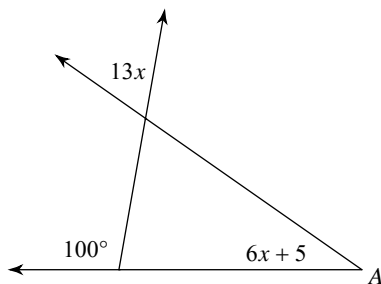


7)



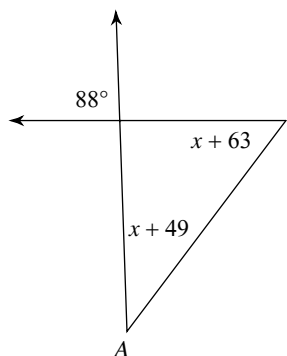
- A) 26° B) 30°
 C) 25° D) 40°

8)



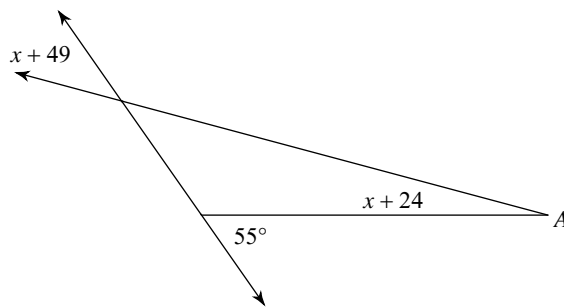
- A) 40° B) 35°
 C) 65° D) 120°

9)



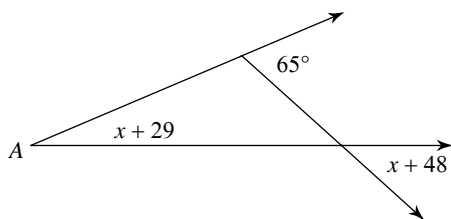
- A) 53° B) 40°
 C) 35° D) 39°

10)



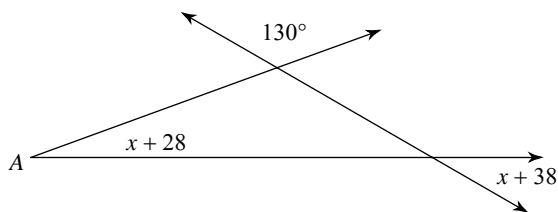
- A) 21° B) 22°
 C) 15° D) 40°

11)



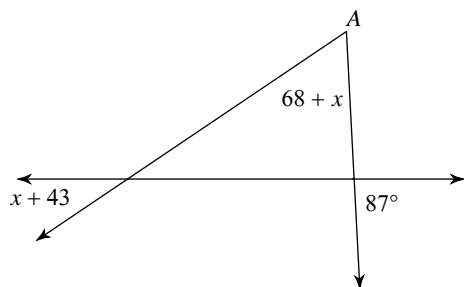
- A) 28° B) 42°
 C) 23° D) 27°

12)



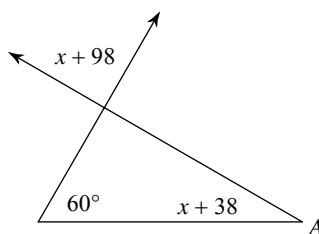
- A) 30° B) 20°
 C) 22° D) 25°

13)



- A) 92° B) 59°
 C) 34° D) 51°

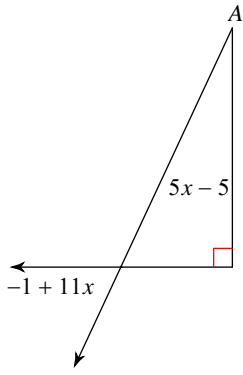
14)



- A) 30° B) 39°
 C) 26° D) 90°

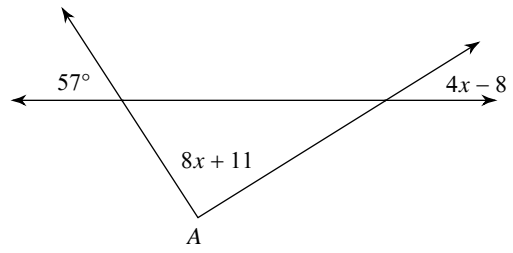


15)



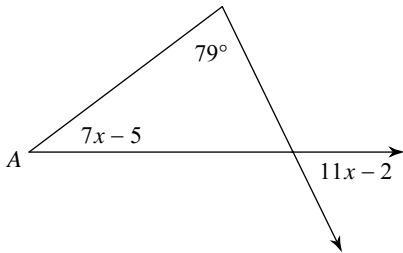
- A) 65° B) 25°
 C) 32° D) 125°

16)



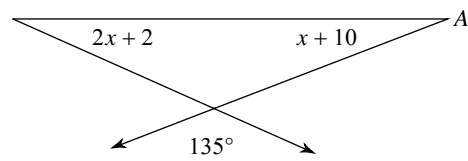
- A) 91° B) 32°
 C) 132° D) 66°

17)



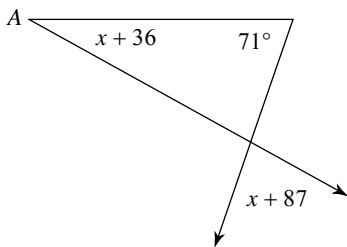
- A) 100° B) 64°
 C) 51° D) 37°

18)



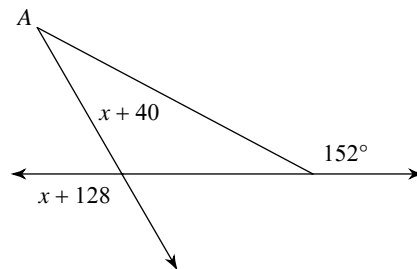
- A) 21° B) 55°
 C) 41° D) 24°

19)



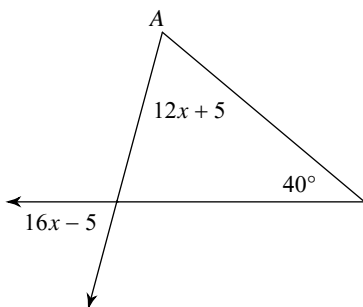
- A) 29° B) 28°
 C) 80° D) 27°

20)



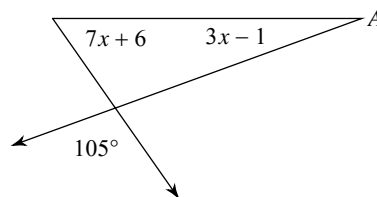
- A) 120° B) 35°
 C) 31° D) 32°

21)



- A) 66° B) 60°
 C) 75° D) 65°

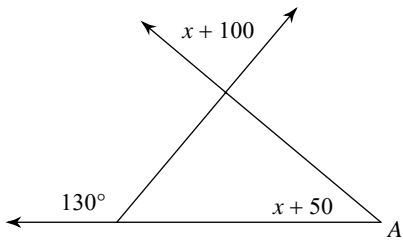
22)



- A) 23° B) 20°
 C) 55° D) 25°

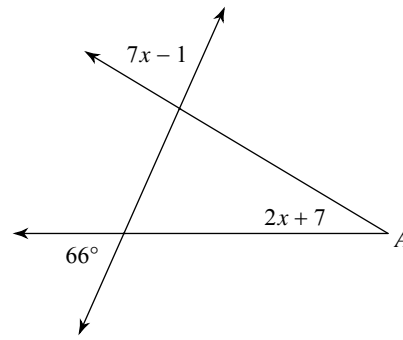


23)



- A) 40°
- B) 29°
- C) 50°
- D) 90°

24)



- A) 31°
- B) 34°
- C) 40°
- D) 83°



Answers to Assignment (ID: 3)

- 1) C
- 5) A
- 9) D
- 13) B
- 17) D
- 21) D

- 2) C
- 6) C
- 10) C
- 14) A
- 18) A
- 22) B

- 3) D
- 7) B
- 11) C
- 15) B
- 19) A
- 23) A

- 4) C
- 8) B
- 12) B
- 16) A
- 20) D
- 24) A

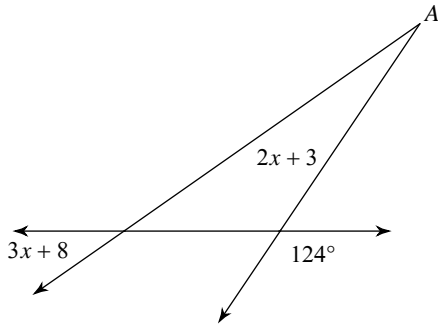


Assignment

Name _____ Date _____ Period _____

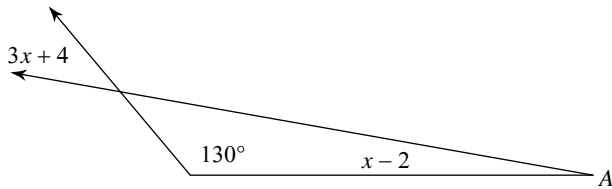
Find the measure of angle A.

1)



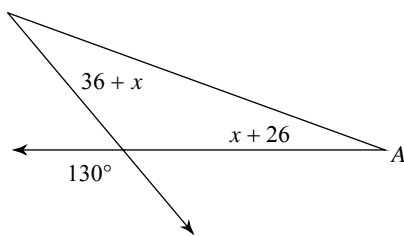
- A) 159° B) 35°
- C) 23° D) 21°

2)



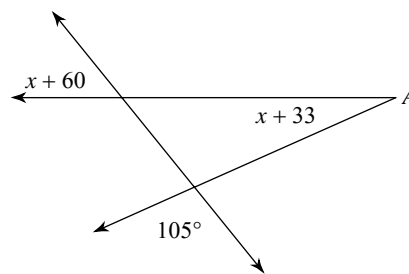
- A) 25° B) 40°
- C) 10° D) 80°

3)



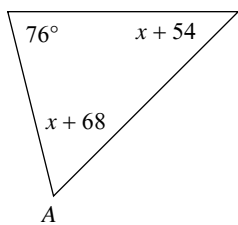
- A) 20° B) 30°
- C) 145° D) 23°

4)



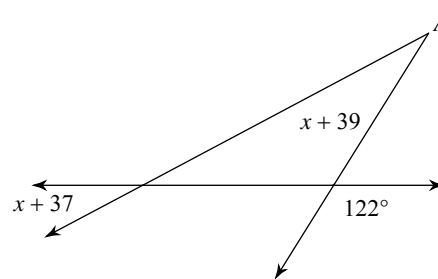
- A) 24° B) 51°
- C) 29° D) 31°

5)



- A) 45° B) 75°
- C) 59° D) 41°

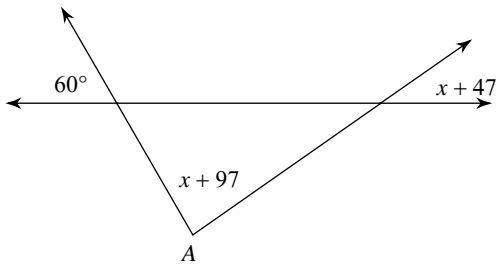
6)



- A) 90° B) 28°
- C) 30° D) 24°

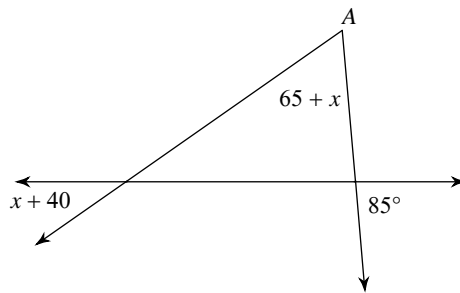


7)



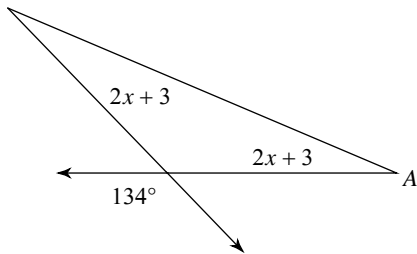
- A) 100° B) 85°
 C) 65° D) 35°

8)



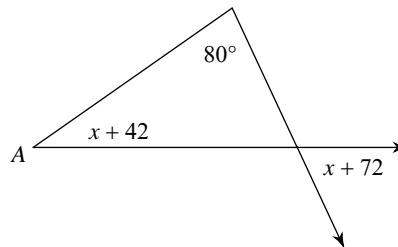
- A) 59° B) 35°
 C) 60° D) 45°

9)



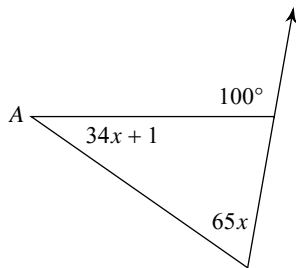
- A) 23° B) 157°
 C) 74° D) 26°

10)



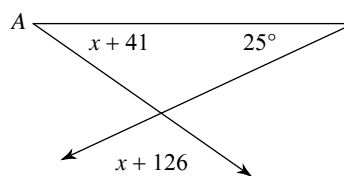
- A) 65° B) 35°
 C) 30° D) 60°

11)



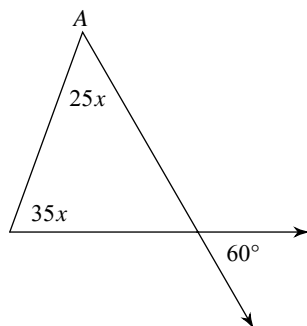
- A) 44° B) 65°
 C) 35° D) 40°

12)



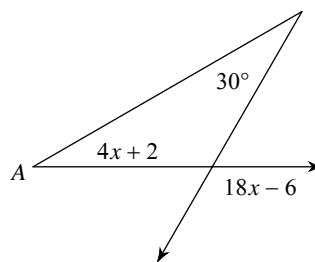
- A) 110° B) 35°
 C) 120° D) 145°

13)



- A) 70° B) 159°
 C) 50° D) 115°

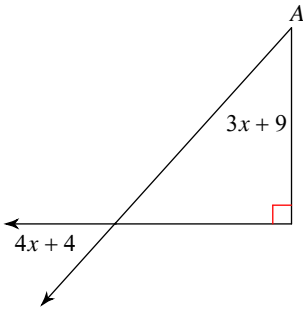
14)



- A) 95° B) 30°
 C) 23° D) 120°

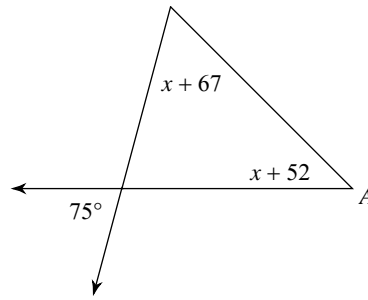


15)



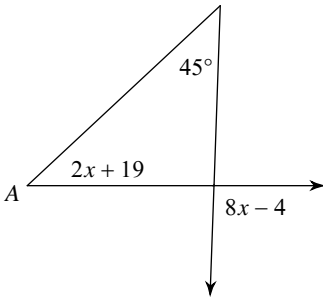
- A) 48° B) 42°
 C) 53° D) 96°

16)



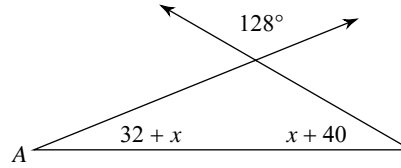
- A) 45° B) 47°
 C) 60° D) 40°

17)



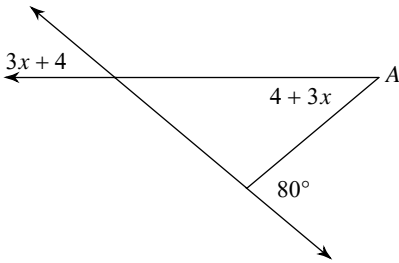
- A) 54° B) 92°
 C) 43° D) 69°

18)



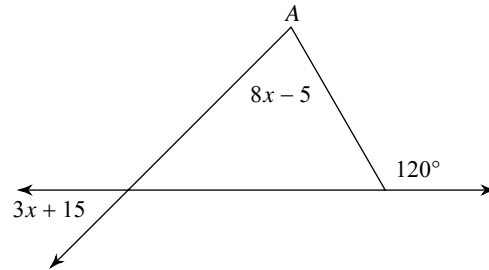
- A) 22° B) 27°
 C) 30° D) 88°

19)



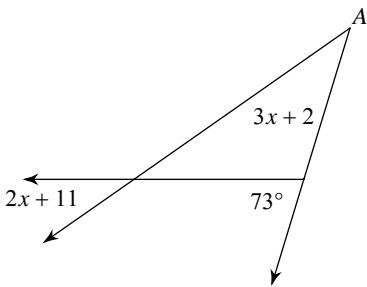
- A) 40° B) 20°
 C) 65° D) 135°

20)



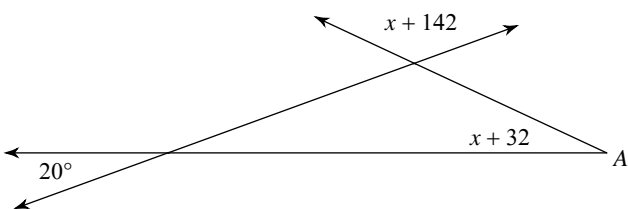
- A) 63° B) 45°
 C) 76° D) 75°

21)



- A) 25° B) 38°
 C) 35° D) 36°

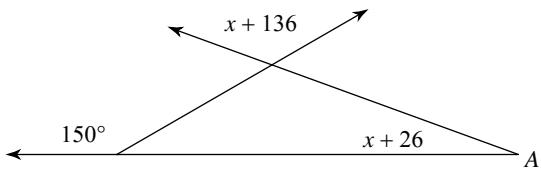
22)



- A) 28° B) 135°

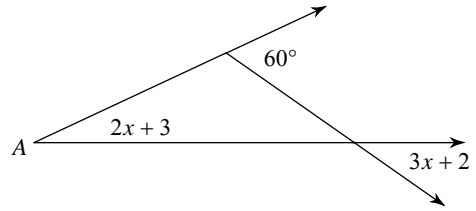


23)



- A) 20°
- B) 120°
- C) 130°
- D) 21°

24)



- A) 60°
- B) 35°
- C) 25°
- D) 150°



Answers to Assignment (ID: 4)

- 1) D
- 5) C
- 9) A
- 13) C
- 17) C
- 21) B

- 2) C
- 6) C
- 10) B
- 14) B
- 18) A
- 22) C

- 3) A
- 7) B
- 11) C
- 15) B
- 19) A
- 23) A

- 4) A
- 8) C
- 12) B
- 16) A
- 20) D
- 24) C



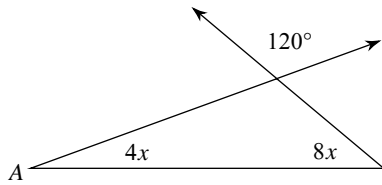
Assignment

Name _____

Date _____ Period ____

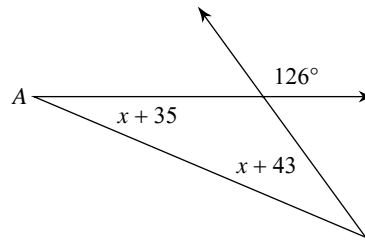
Find the measure of angle A.

1)



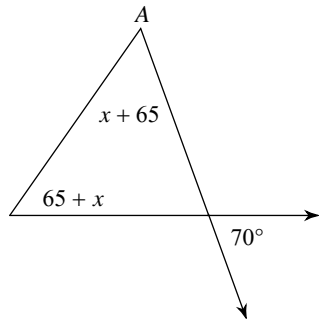
- A) 40°
- B) 25°
- C) 20°
- D) 145°

2)



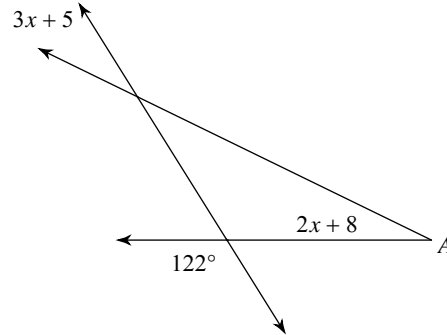
- A) 26°
- B) 27°
- C) 23°
- D) 31°

3)



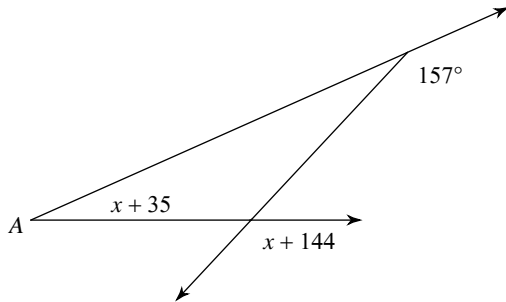
- A) 55°
- B) 58°
- C) 57°
- D) 35°

4)



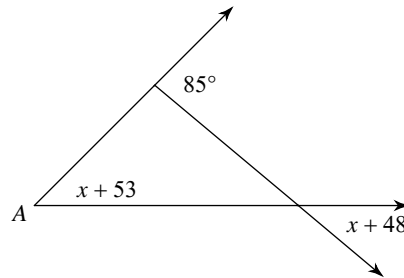
- A) 119°
- B) 26°
- C) 87°
- D) 32°

5)



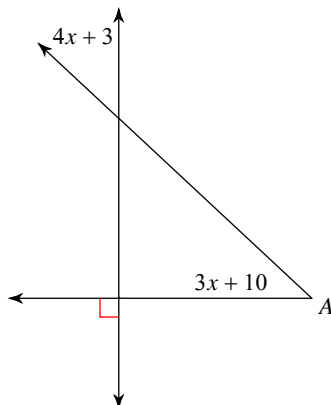
- A) 24°
- B) 21°
- C) 103°
- D) 133°

6)



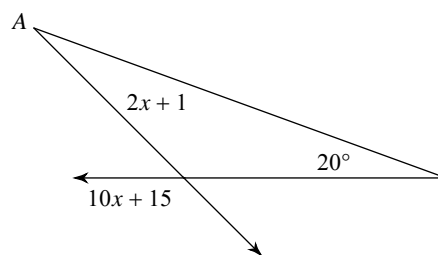
- A) 45°
- B) 50°
- C) 40°
- D) 35°

7)



- A) 43°
- B) 47°

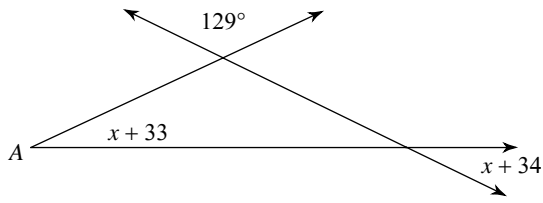
8)



- A) 135°
- B) 25°
- C) 24°
- D) 32°

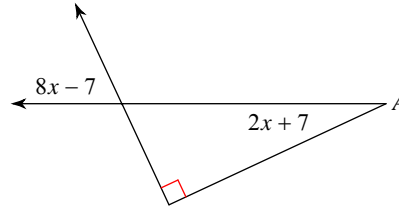


9)



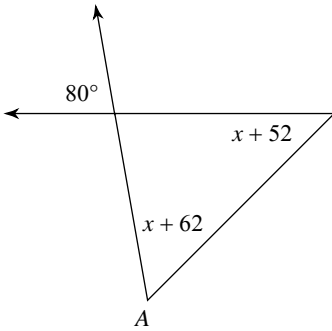
- A) 60° B) 26°
 C) 25° D) 45°

10)



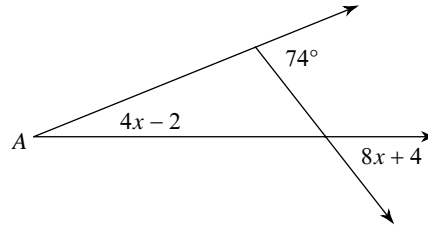
- A) 100° B) 105°
 C) 65° D) 25°

11)



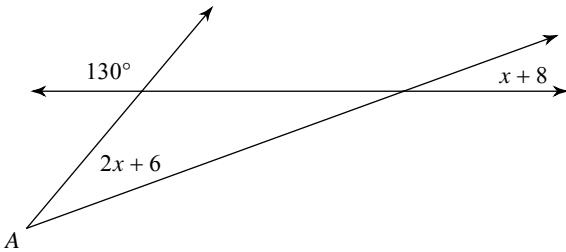
- A) 120° B) 60°
 C) 45° D) 55°

12)



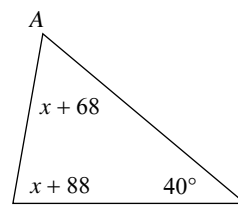
- A) 100° B) 22°
 C) 75° D) 52°

13)



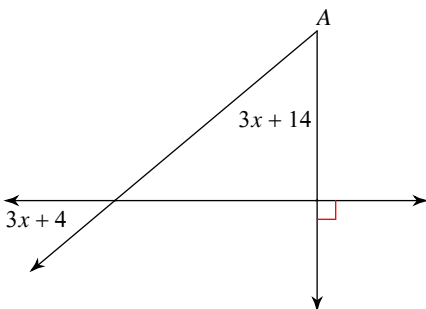
- A) 83° B) 30°
 C) 20° D) 50°

14)



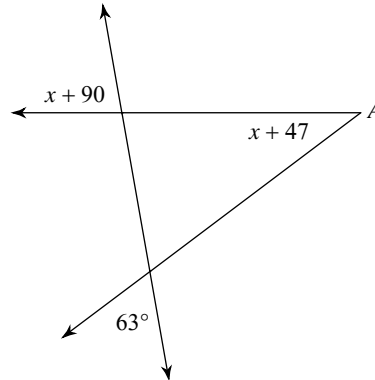
- A) 80° B) 73°
 C) 60° D) 70°

15)



- A) 25° B) 41°
 C) 50° D) 40°

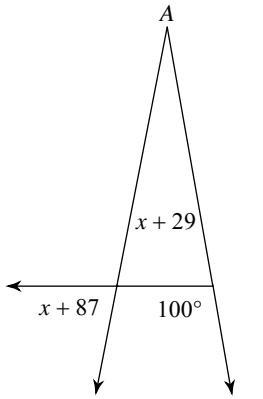
16)



- A) 30° B) 37°
 C) 150° D) 80°

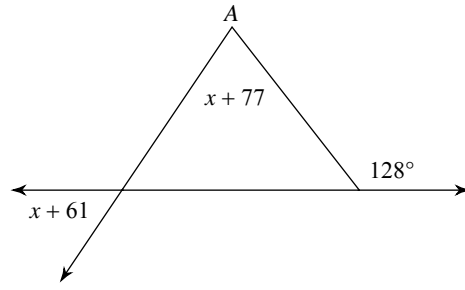


17)



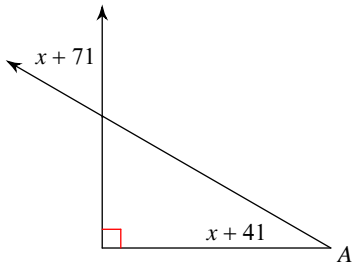
- A) 21° B) 79°
 C) 24° D) 27°

18)



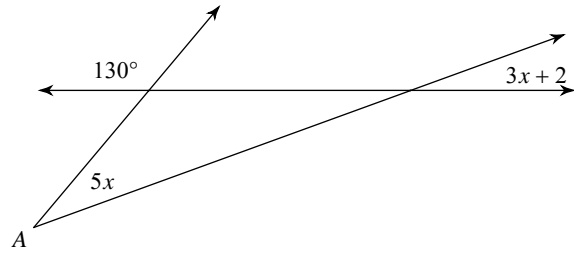
- A) 62° B) 72°
 C) 56° D) 80°

19)



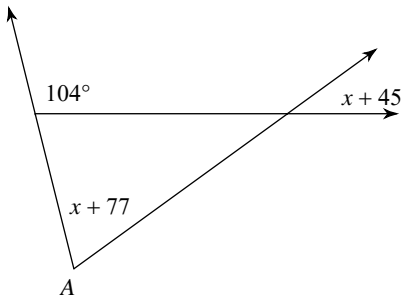
- A) 30° B) 105°
 C) 125° D) 60°

20)



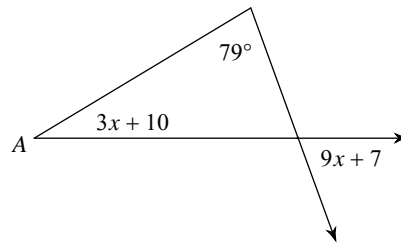
- A) 20° B) 30°
 C) 25° D) 135°

21)



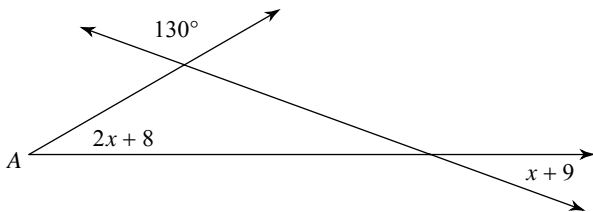
- A) 60° B) 68°
 C) 65° D) 36°

22)



- A) 156° B) 31°
 C) 70° D) 111°

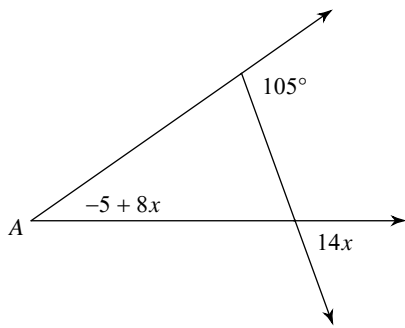
23)



- A) 20° B) 30°
 C) 60° D) 105°



24)



- A) 70°
- B) 35°
- C) 155°
- D) 95°



Answers to Assignment (ID: 5)

- 1) C
- 5) A
- 9) C
- 13) B
- 17) A
- 21) B

- 2) C
- 6) A
- 10) D
- 14) C
- 18) B
- 22) B

- 3) A
- 7) A
- 11) D
- 15) C
- 19) A
- 23) B

- 4) B
- 8) B
- 12) B
- 16) B
- 20) B
- 24) B



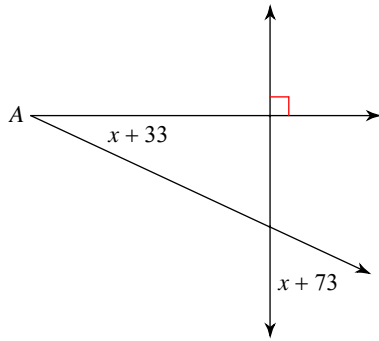
Assignment

Name _____

Date _____ Period _____

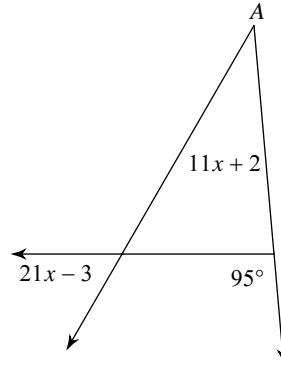
Find the measure of angle A.

1)



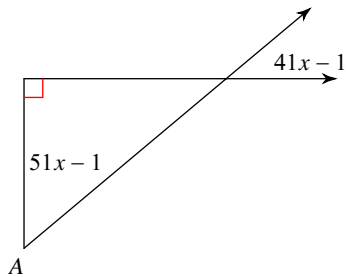
- A) 20°
- B) 33°
- C) 65°
- D) 25°

2)



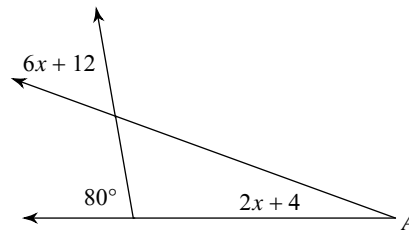
- A) 42°
- B) 36°
- C) 60°
- D) 35°

3)



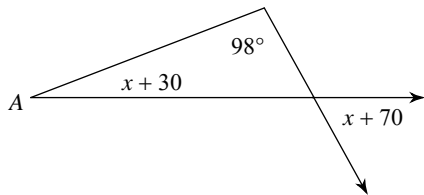
- A) 105°
- B) 40°
- C) 50°
- D) 80°

4)



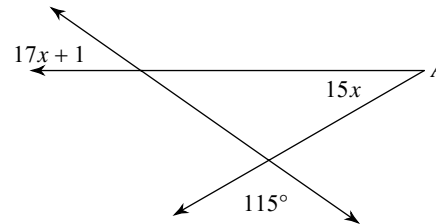
- A) 25°
- B) 20°
- C) 110°
- D) 60°

5)



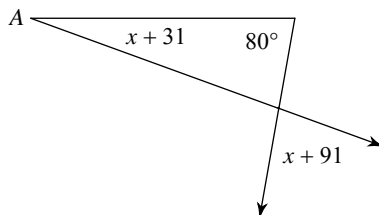
- A) 61°
- B) 25°
- C) 21°
- D) 22°

6)



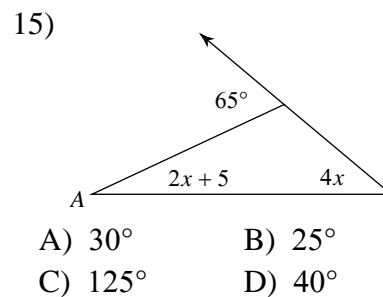
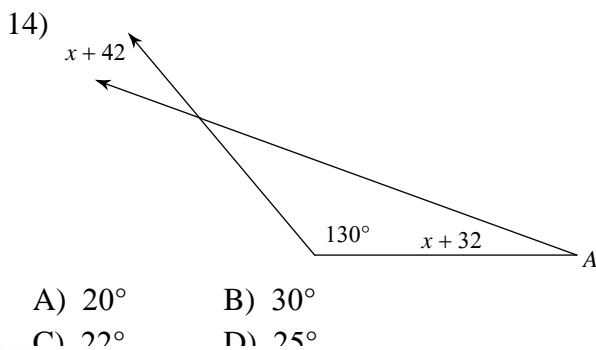
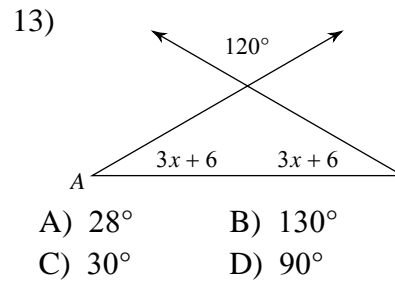
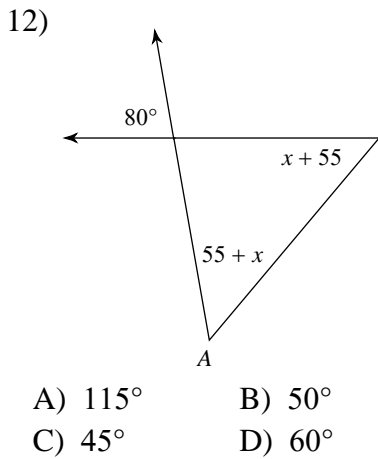
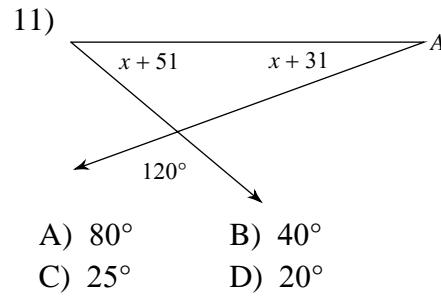
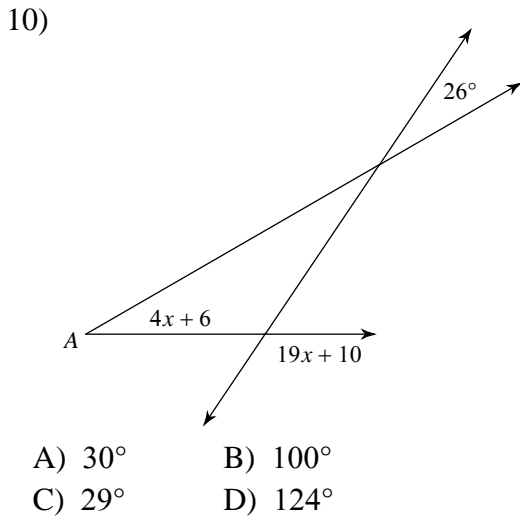
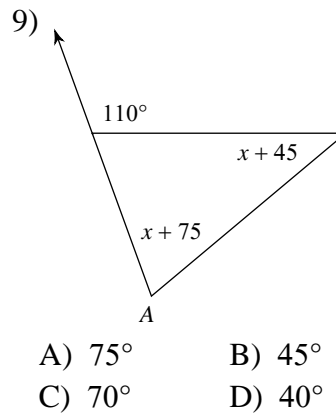
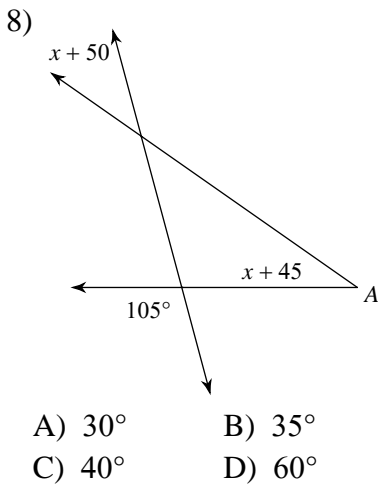
- A) 45°
- B) 39°
- C) 30°
- D) 35°

7)

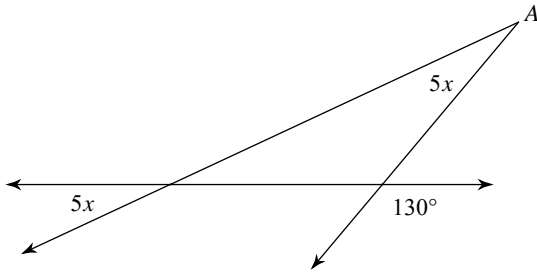


- A) 135°
- B) 130°
- C) 20°
- D) 80°



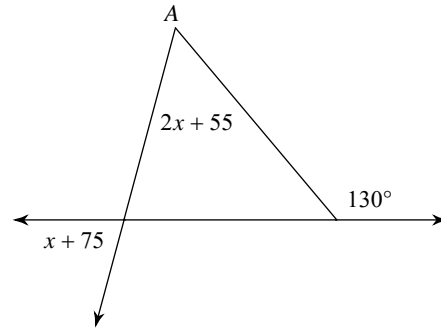


16)



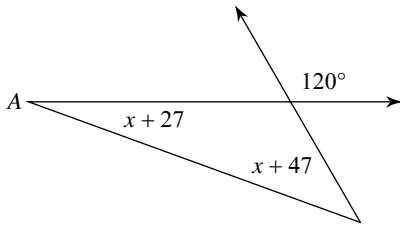
- A) 155° B) 26°
 C) 25° D) 23°

17)



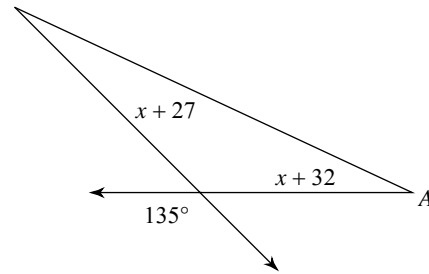
- A) 69° B) 65°
 C) 75° D) 55°

18)



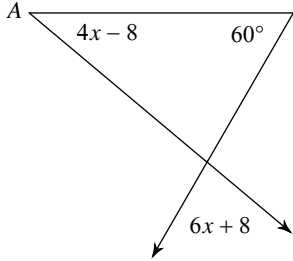
- A) 105° B) 20°
 C) 30° D) 40°

19)



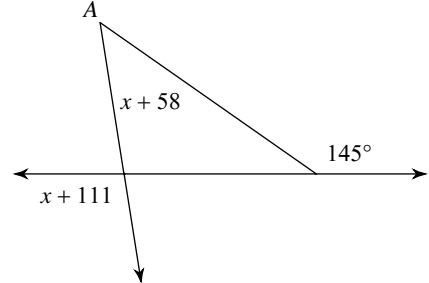
- A) 20° B) 33°
 C) 24° D) 25°

20)



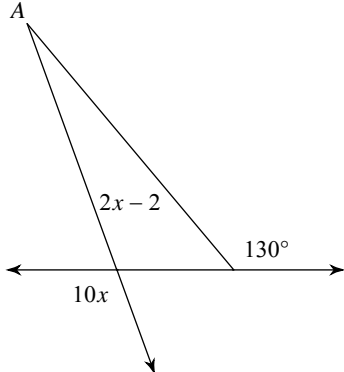
- A) 80° B) 125°
 C) 50° D) 40°

21)



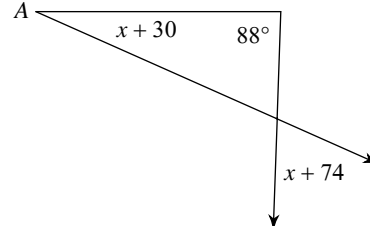
- A) 45° B) 46°
 C) 99° D) 156°

22)



- A) 20° B) 110°
 C) 85° D) 116°

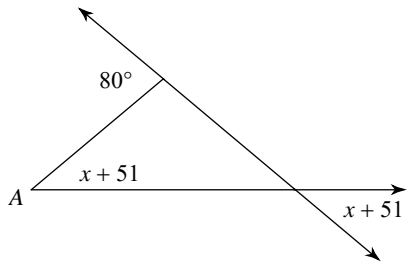
23)



- A) 48° B) 22°
 C) 68° D) 24°



24)



A) 140°

B) 30°

C) 40°

D) 36°



Answers to Assignment (ID: 6)

1) D
5) C
9) C
13) C
17) D
21) B

2) D
6) C
10) A
14) A
18) B
22) A

3) C
7) C
11) D
15) B
19) D
23) D

4) B
8) B
12) B
16) C
20) D
24) C



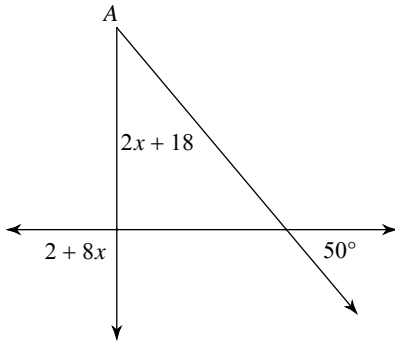
Assignment

Name _____

Date _____ Period ____

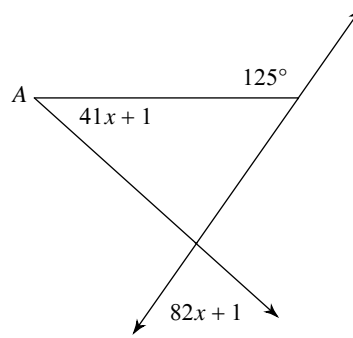
Find the measure of angle A.

1)



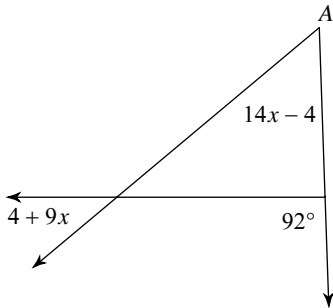
- A) 90°
- B) 40°
- C) 160°
- D) 50°

2)



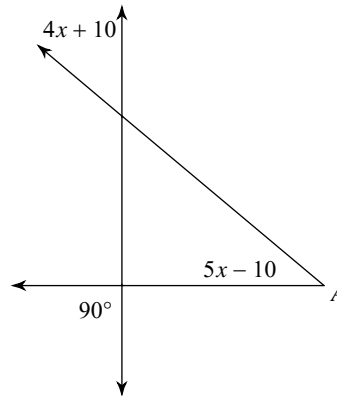
- A) 55°
- B) 83°
- C) 42°
- D) 40°

3)



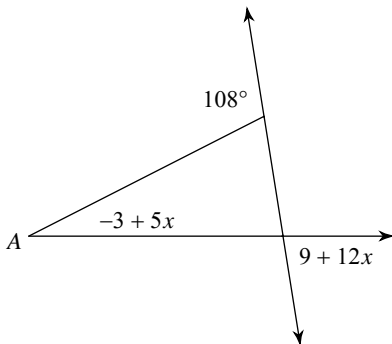
- A) 40°
- B) 52°
- C) 61°
- D) 133°

4)



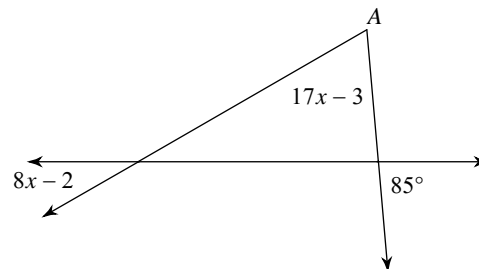
- A) 40°
- B) 30°
- C) 50°
- D) 42°

5)



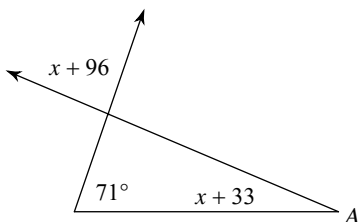
- A) 30°
- B) 31°
- C) 27°
- D) 81°

6)



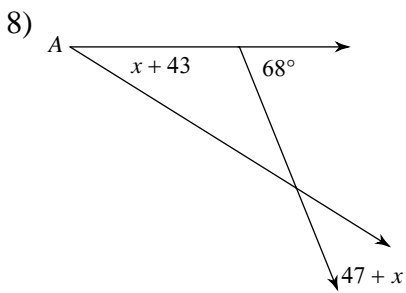
- A) 65°
- B) 95°
- C) 40°
- D) 30°

7)

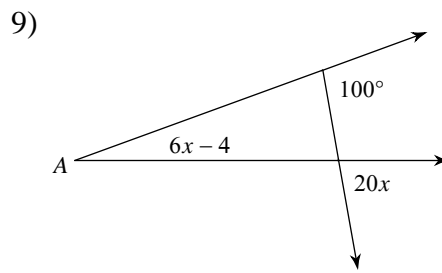


- A) 86°
- B) 130°

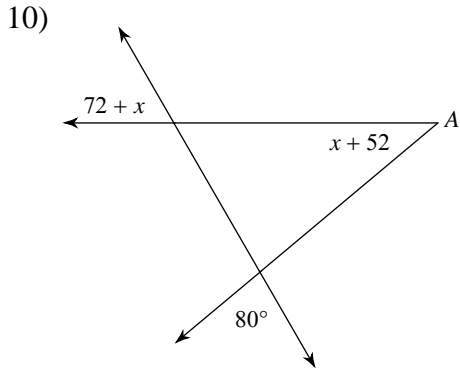




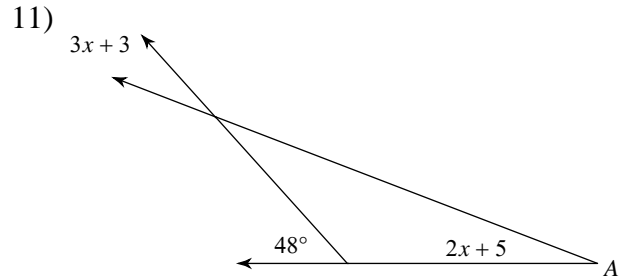
- A) 32° B) 36°
 C) 22° D) 46°



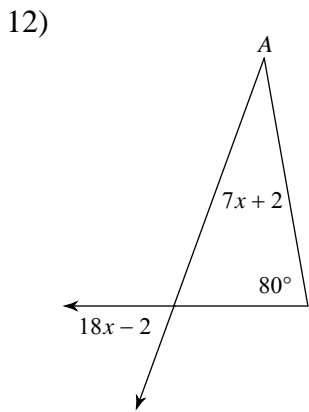
- A) 26° B) 20°
 C) 115° D) 80°



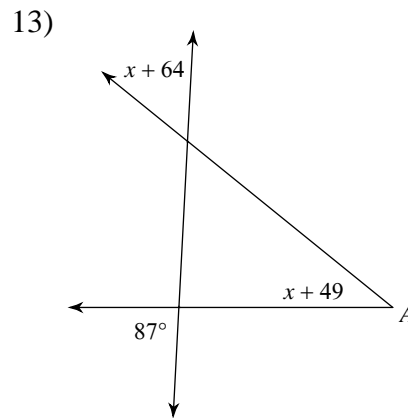
- A) 47° B) 40°
 C) 50° D) 60°



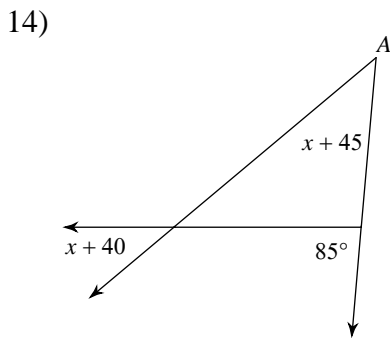
- A) 27° B) 48°
 C) 21° D) 126°



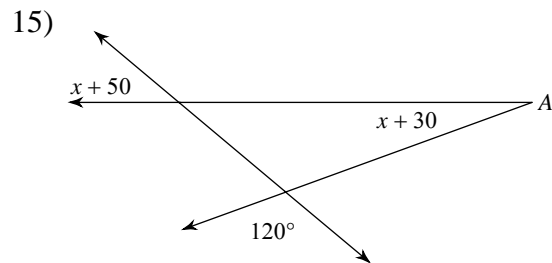
- A) 30° B) 70°
 C) 145° D) 95°



- A) 54° B) 49°
 C) 124° D) 39°



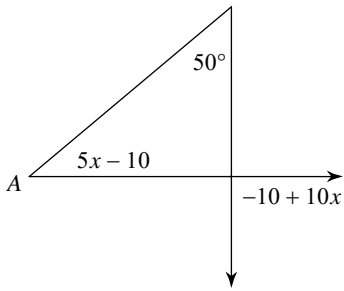
- A) 30° B) 40°
 C) 50° D) 45°



- A) 104° B) 40°
 C) 26° D) 20°

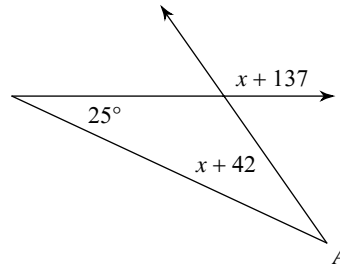


16)



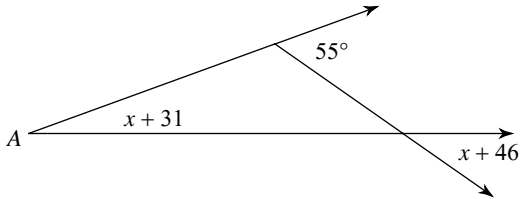
- A) 155° B) 33°
 C) 40° D) 90°

17)



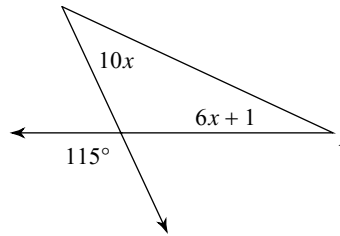
- A) 125° B) 25°
 C) 32° D) 30°

18)



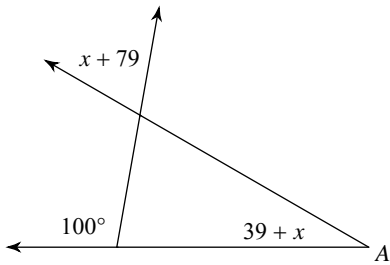
- A) 75° B) 20°
 C) 35° D) 23°

19)



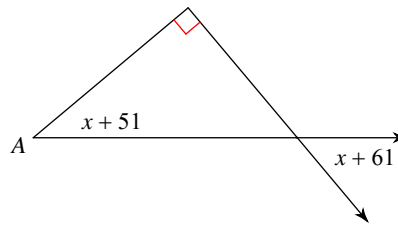
- A) 70° B) 40°
 C) 25° D) 100°

20)



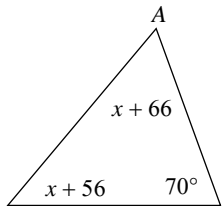
- A) 31° B) 105°
 C) 70° D) 30°

21)



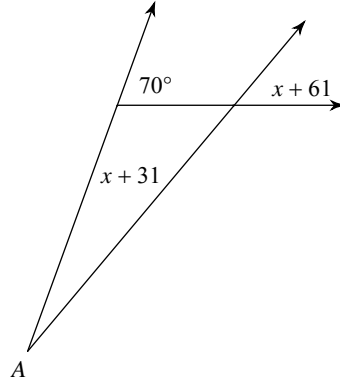
- A) 46° B) 50°
 C) 60° D) 40°

22)



- A) 50° B) 20°
 C) 60° D) 66°

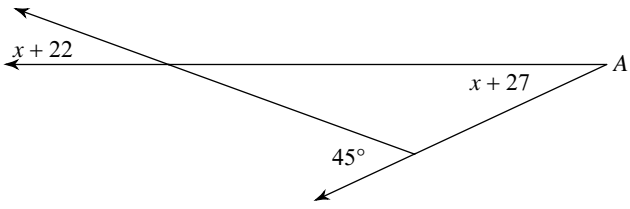
23)



- A) 50° B) 120°
 C) 22° D) 20°



24)



- A) 135° B) 20°
C) 25° D) 55°



Answers to Assignment (ID: 7)

- 1) B
- 5) C
- 9) B
- 13) D
- 17) D
- 21) D

- 2) C
- 6) A
- 10) B
- 14) D
- 18) B
- 22) C

- 3) B
- 7) C
- 11) C
- 15) D
- 19) C
- 23) D

- 4) A
- 8) A
- 12) A
- 16) C
- 20) D
- 24) C



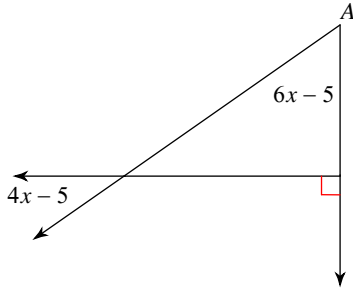
Assignment

Name _____

Date _____ Period _____

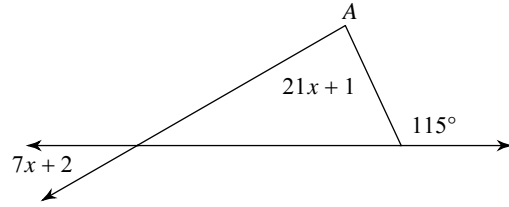
Find the measure of angle A.

1)



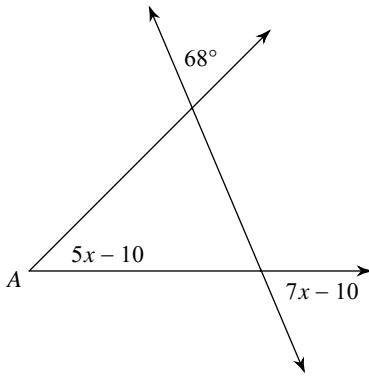
- A) 55°
- B) 150°
- C) 35°
- D) 50°

2)



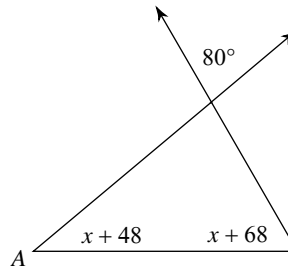
- A) 20°
- B) 110°
- C) 85°
- D) 30°

3)



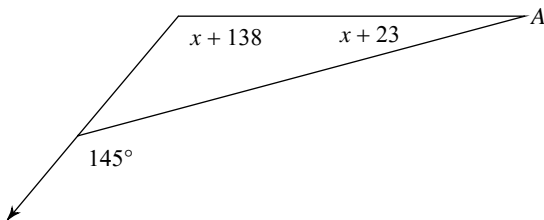
- A) 42°
- B) 45°
- C) 120°
- D) 67°

4)



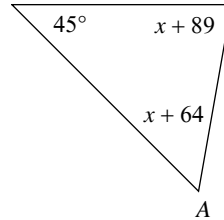
- A) 30°
- B) 60°
- C) 40°
- D) 90°

5)



- A) 15°
- B) 21°
- C) 130°
- D) 115°

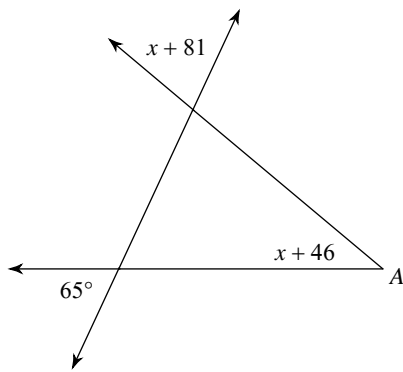
6)



- A) 68°
- B) 80°
- C) 25°
- D) 55°

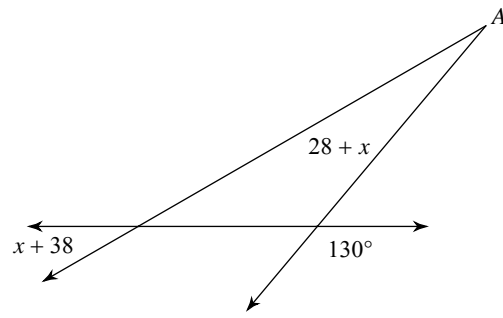


7)



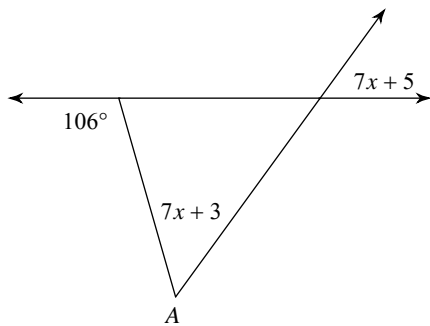
- A) 40° B) 65°
 C) 75° D) 45°

8)



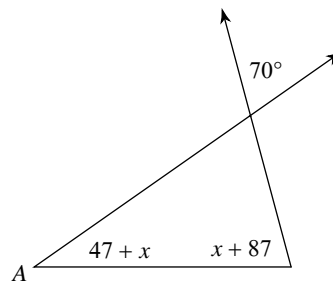
- A) 160° B) 25°
 C) 30° D) 20°

9)



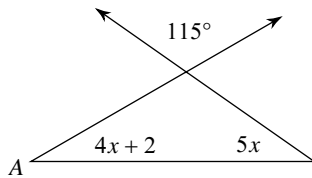
- A) 155° B) 45°
 C) 54° D) 52°

10)



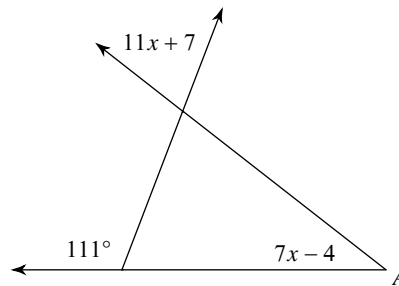
- A) 105° B) 35°
 C) 40° D) 75°

11)



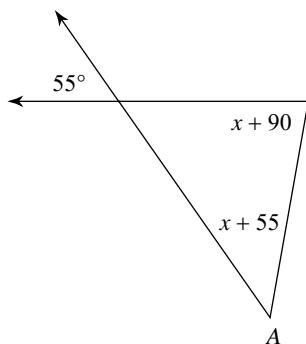
- A) 30° B) 35°
 C) 160° D) 115°

12)



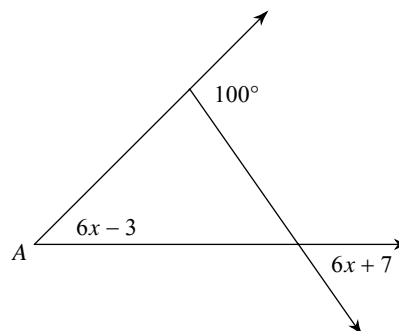
- A) 73° B) 68°
 C) 39° D) 38°

13)



- A) 140° B) 80°
 C) 50° D) 45°

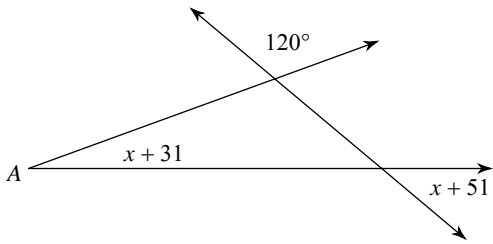
14)



- A) 54° B) 45°
 C) 55° D) 110°

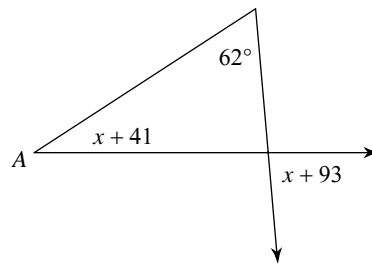


15)



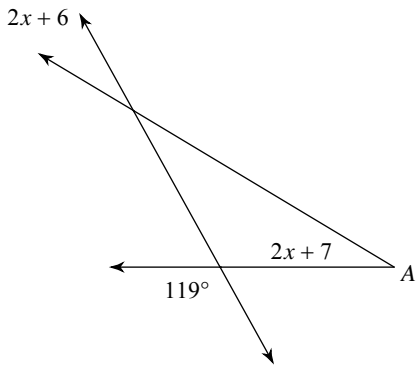
- A) 60° B) 40°
 C) 22° D) 20°

16)



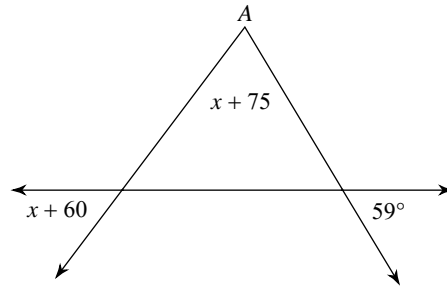
- A) 33° B) 40°
 C) 85° D) 79°

17)



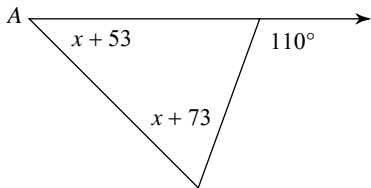
- A) 27° B) 35°
 C) 30° D) 31°

18)



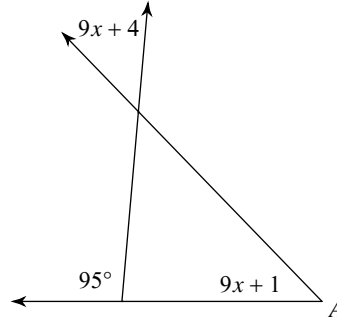
- A) 68° B) 85°
 C) 70° D) 53°

19)



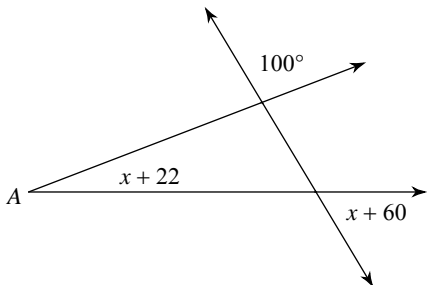
- A) 140° B) 45°
 C) 125° D) 65°

20)



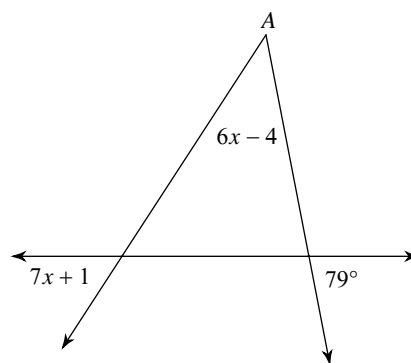
- A) 40° B) 46°
 C) 49° D) 50°

21)



- A) 24° B) 59°
 C) 26° D) 21°

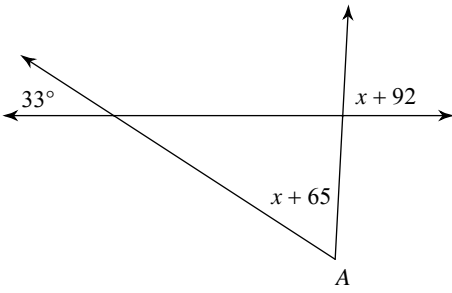
22)



- A) 46° B) 44°
 C) 48° D) 57°

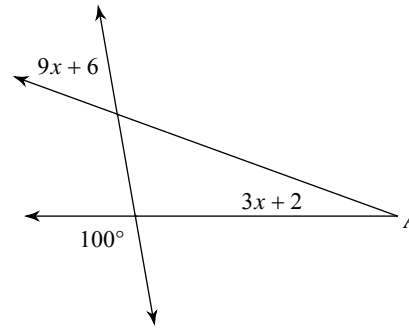


23)



- A) 60°
- B) 87°
- C) 69°
- D) 45°

24)



- A) 21°
- B) 25°
- C) 60°
- D) 20°



Answers to Assignment (ID: 8)

1) A
5) A
9) D
13) D
17) D
21) D

2) C
6) D
10) B
14) B
18) A
22) B

3) B
7) A
11) A
15) D
19) B
23) A

4) C
8) D
12) D
16) A
20) B
24) D



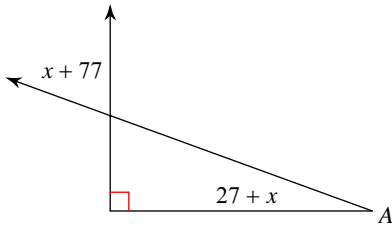
Assignment

Name _____

Date _____ Period _____

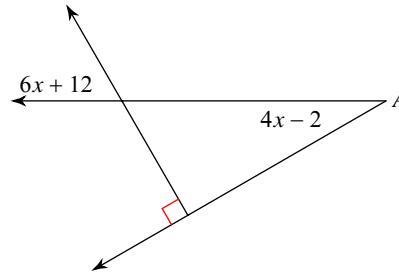
Find the measure of angle A.

1)



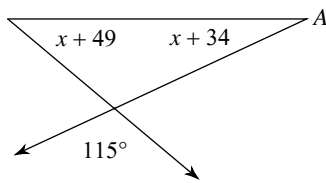
- A) 25° B) 20°
- C) 70° D) 110°

2)



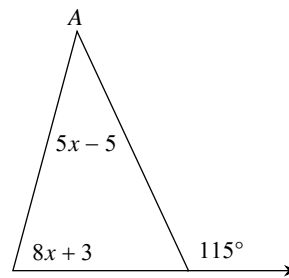
- A) 30° B) 60°
- C) 75° D) 36°

3)



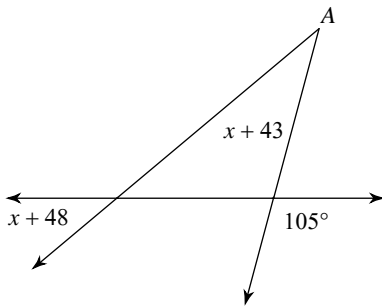
- A) 60° B) 40°
- C) 25° D) 50°

4)



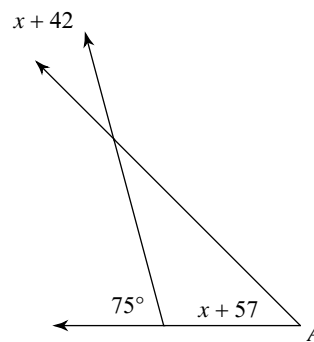
- A) 35° B) 40°
- C) 75° D) 130°

5)



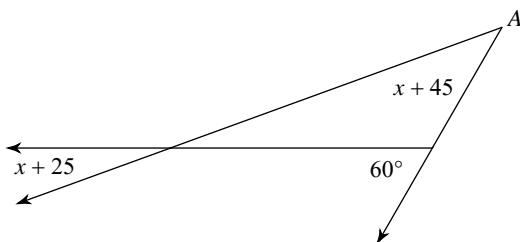
- A) 40° B) 130°
- C) 75° D) 35°

6)



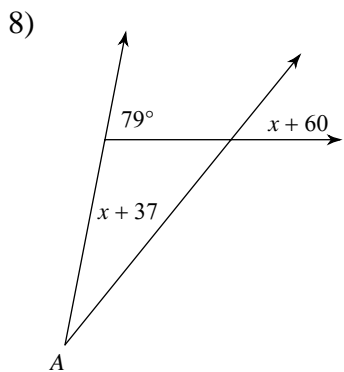
- A) 45° B) 30°
- C) 50° D) 40°

7)

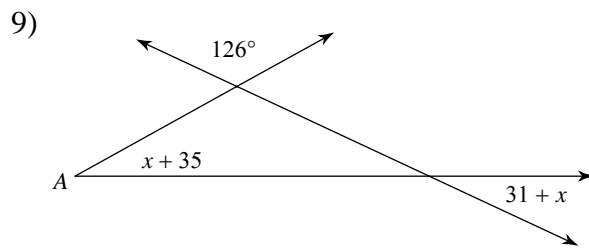


- A) 35° B) 30°
- C) 20° D) 40°

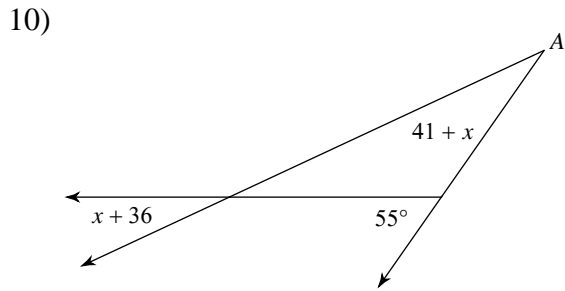




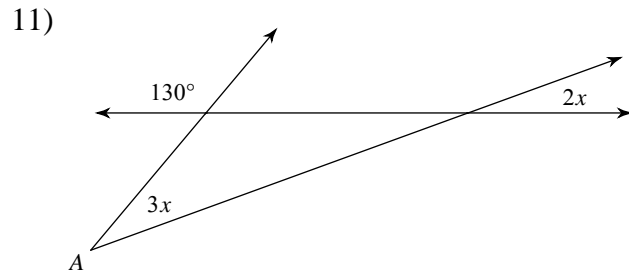
- A) 51° B) 100°
 C) 28° D) 23°



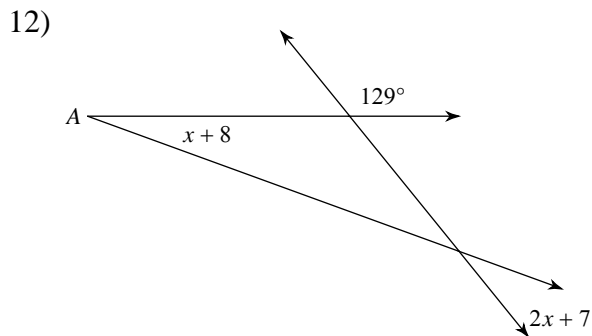
- A) 29° B) 25°
 C) 63° D) 131°



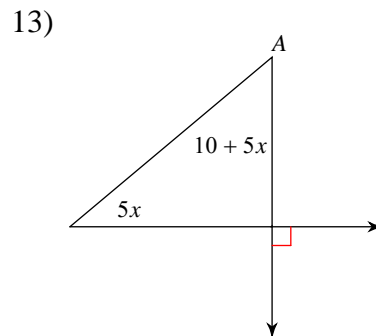
- A) 30° B) 25°
 C) 129° D) 55°



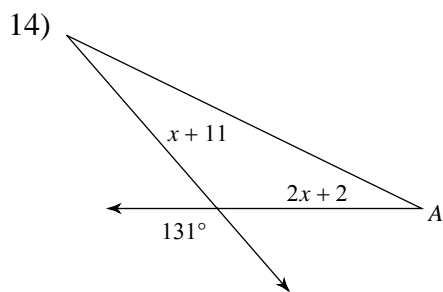
- A) 30° B) 20°
 C) 95° D) 155°



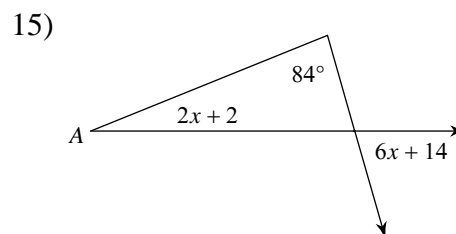
- A) 20° B) 31°
 C) 26° D) 21°



- A) 50° B) 62°
 C) 40° D) 80°



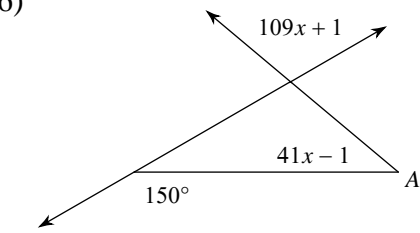
- A) 26° B) 145°
 C) 33° D) 23°



- A) 28° B) 22°
 C) 74° D) 95°

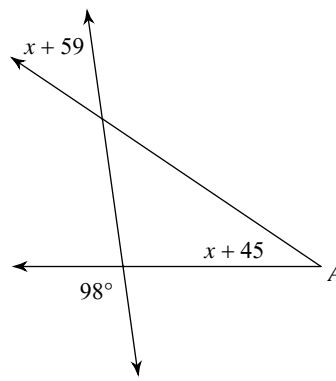


16)



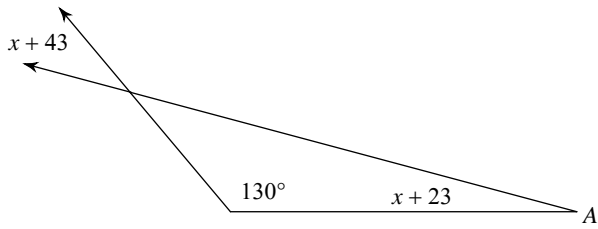
- A) 42° B) 115°
 C) 110° D) 40°

17)



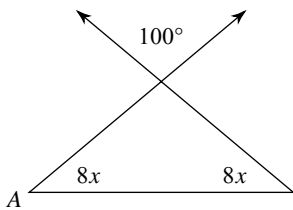
- A) 48° B) 34°
 C) 25° D) 119°

18)



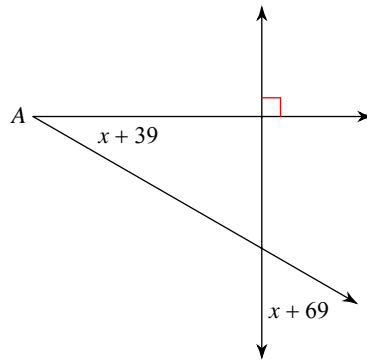
- A) 100° B) 15°
 C) 35° D) 25°

19)



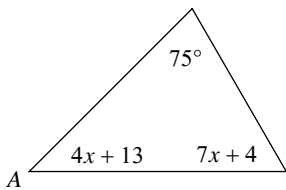
- A) 160° B) 40°
 C) 48° D) 140°

20)



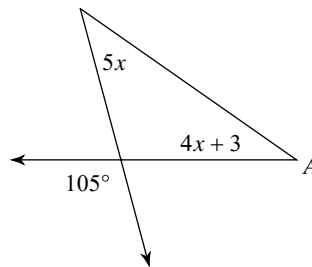
- A) 31° B) 160°
 C) 60° D) 30°

21)



- A) 50° B) 60°
 C) 40° D) 45°

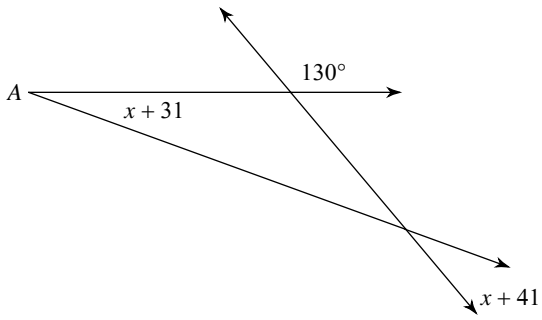
22)



- A) 110° B) 115°
 C) 35° D) 40°

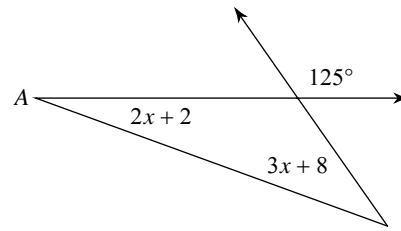


23)



- A) 135°
- B) 20°
- C) 30°
- D) 140°

24)



- A) 20°
- B) 105°
- C) 35°
- D) 30°



Answers to Assignment (ID: 9)

1) B
5) D
9) A
13) A
17) B
21) D

2) A
6) A
10) A
14) A
18) B
22) C

3) C
7) D
11) A
15) B
19) B
23) B

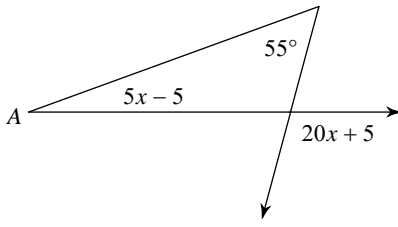
4) B
8) C
12) A
16) D
20) D
24) A



Assignment

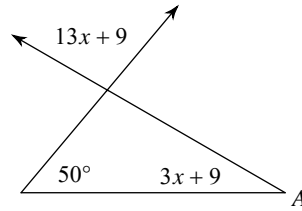
Find the measure of angle A.

1)



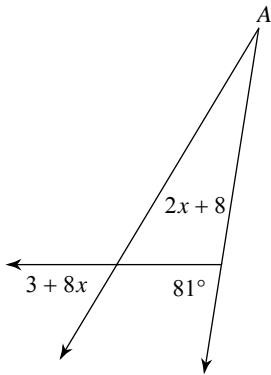
- A) 105°
- B) 21°
- C) 60°
- D) 20°

2)



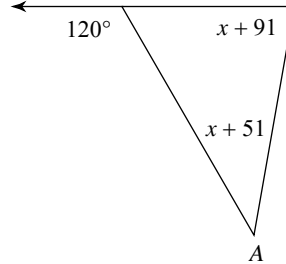
- A) 60°
- B) 150°
- C) 100°
- D) 30°

3)



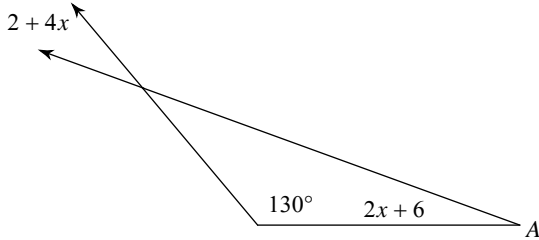
- A) 27°
- B) 147°
- C) 59°
- D) 22°

4)



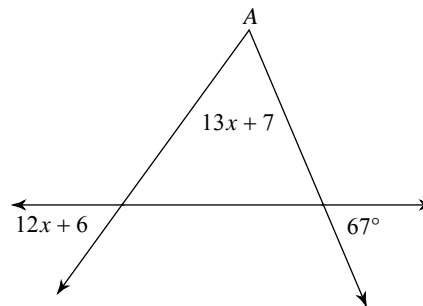
- A) 80°
- B) 120°
- C) 40°
- D) 50°

5)



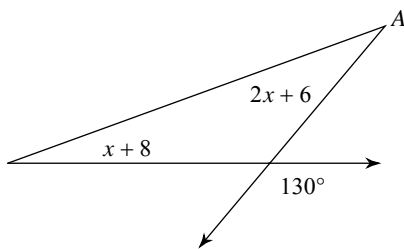
- A) 140°
- B) 85°
- C) 30°
- D) 20°

6)



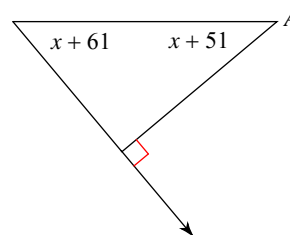
- A) 80°
- B) 59°
- C) 65°
- D) 54°

7)



- A) 38°
- B) 20°
- C) 33°
- D) 30°

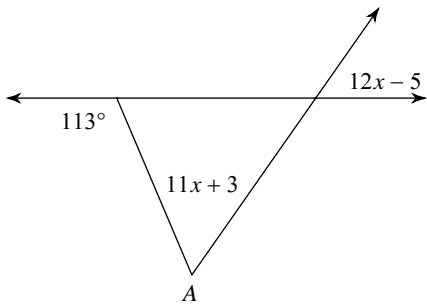
8)



- A) 50°
- B) 105°
- C) 40°
- D) 25°

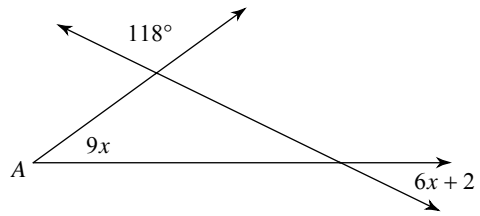


9)



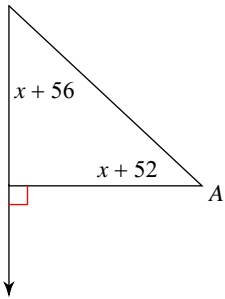
- A) 58° B) 55°
 C) 45° D) 61°

10)



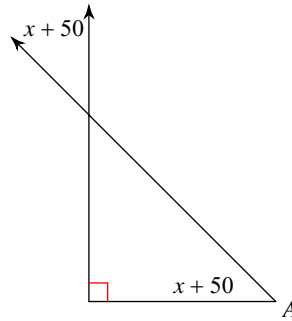
- A) 26° B) 31°
 C) 27° D) 36°

11)



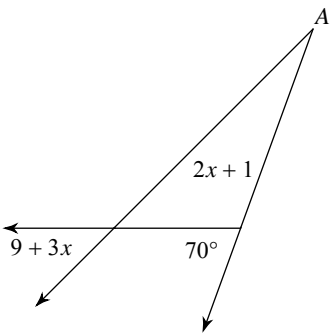
- A) 50° B) 38°
 C) 47° D) 43°

12)



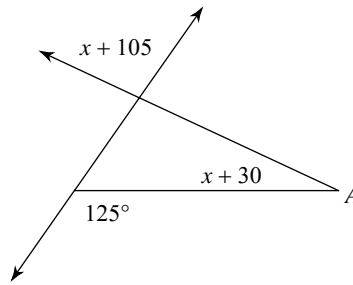
- A) 150° B) 49°
 C) 54° D) 45°

13)



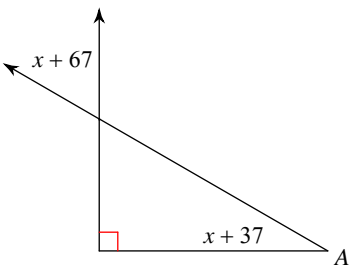
- A) 23° B) 140°
 C) 45° D) 25°

14)



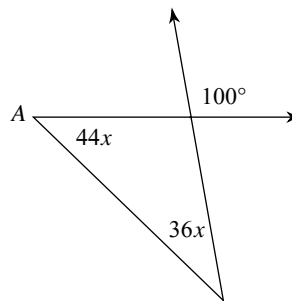
- A) 155° B) 25°
 C) 60° D) 100°

15)



- A) 130° B) 20°
 C) 60° D) 30°

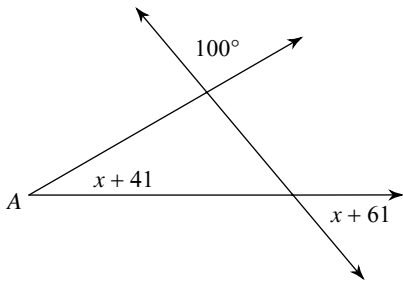
16)



- A) 89° B) 36°
 C) 40° D) 44°

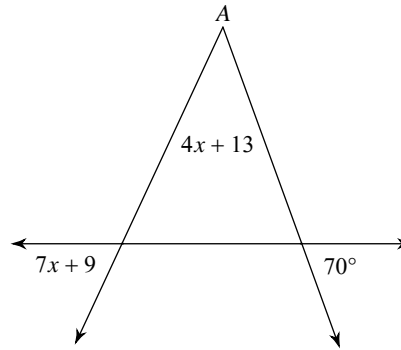


17)



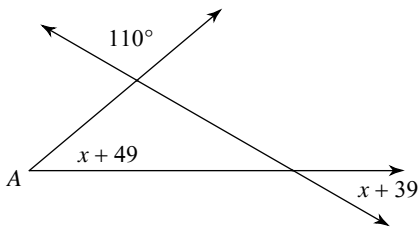
- A) 37° B) 155°
 C) 50° D) 30°

18)



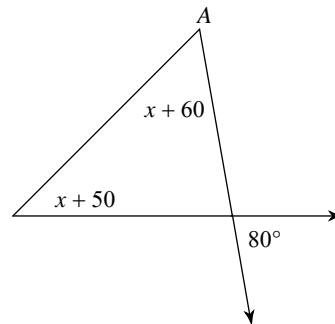
- A) 55° B) 130°
 C) 45° D) 65°

19)



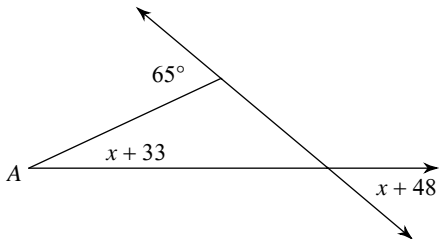
- A) 49° B) 31°
 C) 30° D) 40°

20)



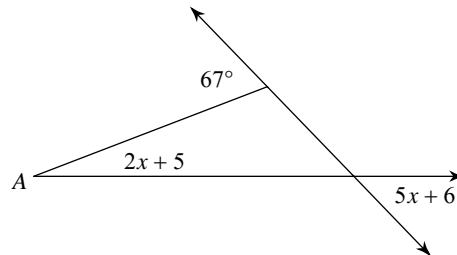
- A) 68° B) 55°
 C) 95° D) 45°

21)



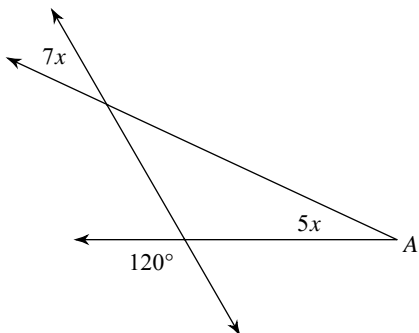
- A) 40° B) 29°
 C) 25° D) 20°

22)



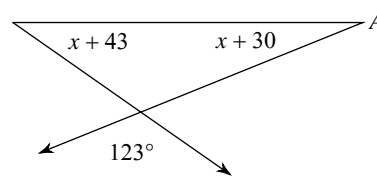
- A) 21° B) 46°
 C) 23° D) 136°

23)



- A) 21° B) 115°
 C) 35° D) 25°

24)



- A) 23° B) 22°
 C) 35° D) 136°



Answers to Assignment (ID: 10)

1) D
5) D
9) A
13) D
17) D
21) C

2) D
6) B
10) D
14) B
18) C
22) A

3) D
7) D
11) D
15) D
19) D
23) D

4) C
8) C
12) D
16) D
20) B
24) B

